



ENIGMA-XO

Specification Features

- SLIDING SHOWER ENCLOSURE. FULLY FRAMELESS DESIGN
- CONFIGURATION: 2 FIXED PANELS, SLIDING DOOR, RETURN PANEL
- REVERSIBLE FOR RIGHT OR LEFT DOOR INSTALLATION
- NO ADJUSTMENT FOR OUT-OF-PLUMB (UNEVEN) WALLS
- UP TO 4 IN. FOR WIDTH ADJUSTMENT
- 3/8 IN. (10 MM) THICK CERTIFIED TEMPERED GLASS
- CLEARMAX WATER /STAIN RESISTANT GLASS COATING
- STAINLESS STEEL HARDWARE



Technical Information

- | | |
|------------------------|---------------------------|
| • Model: | Enigma-XO |
| • Door Type: | Sliding Shower Enclosure |
| • Dimensions: | 72 3/8"W x 32 1/2" x 76"H |
| • Product Width Max: | 72 3/8" |
| • Product Width Min: | 68 3/8" |
| • Product Depth: | 32 1/2" |
| • Access Width Max: | 25 5/8" |
| • Access Width Min: | 21 5/8" |
| • Access Height Max: | 72 1/8" |
| • Threshold Width Min: | 2 3/4" |
| • Glass Thickness: | 3/8" [10 mm] |
| • Glass Type: | Clear Glass |
| • Glass Coating: | ClearMax |

Codes/Standards Applicable

- ANSI Z97.1 (Tempered Glass)
- 16 CFR Part 1201

Hardware Finish Options:

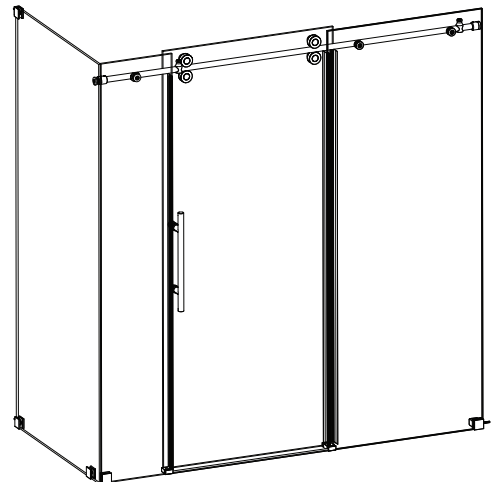
- | | |
|---|-------------------------------|
|  | 06 - Oil Rubbed Bronze |
|  | 07 - Brushed Stainless Steel |
|  | 08 - Polished Stainless Steel |

Model SKU#s:


SHEN-6132722-06

SHEN-6132722-07

SHEN-6132722-08




Available Product Configurations:



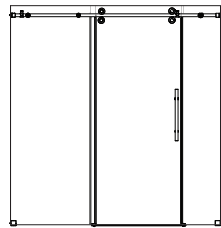
Shower Door Model #s:

SHDR61607620-09
SHDR61607620-17
SHDR61607620-18
SHDR6160762G-09 Gray Glass
SHDR6160762G-17 Gray Glass
SHDR6160762G-18 Gray Glass
SHDR-61487620-06
SHDR-61487620-07
SHDR-61487620-08
SHDR-61547620-06
SHDR-61547620-07
SHDR-61547620-08
SHDR-61607620-06
SHDR-61607620-07
SHDR-61607620-08



Tub Door Model #s:

SHDR-61606220-06
SHDR-61606220-07
SHDR-61606220-08



Shower Door Model #s:

SHDR-61727620-06
SHDR-61727620-07
SHDR-61727620-08

Important Notes:

If this unit is going to be installed in a new construction, please, install all of the required plumbing and drainage before installing the shower. Use a competent and licensed plumber for all plumbing installation period.

Install this product according to the installation manual. Professional installer (2 person team) REQUIRED.

ATTENTION! Offers NO adjustment for out-of-plumb (uneven) walls and requires plumb walls.

Minimum threshold depth of 2 3/4 in. is required for proper installation.

Model can be trimmed up to 4 in. for width adjustment

Drilling into the threshold is required for installation of this product.

DO NOT attach the handle to the door glass until instructed in the installation manual. DO NOT use the handle to lift the glass during installation. This may result in damage to the glass and/or serious injury.

Important Disclaimers:

- Prior to installation, please ensure that the installation surface is finished, level and solid and will be able to support the total weight of the unit. Also, make sure that the walls are plumb. Irregular installation, surface level or out of square conditions can result in serious problems for your installation.
- Please read Installation Manual thoroughly prior to installing this product.
- Please note that you should consult your local building codes with questions on installation compliance standards. Building and plumbing codes may vary by location, and DreamLine® is not responsible for code compliance standards for your project and will not accept any returns.

For commercial customers, we strongly recommend the use of Dreamline's Onsite Contractor Support option.

Dreamline's commercial warranty does not apply to damage or losses resulting from (i) other than normal and proper use and normal service conditions; (ii) improper installation, (iii) installation in or upon an unsuitable surface or areas; (iv) abuse, (v) accident, (vi) alteration, (vii) misuse, (viii) neglect, (ix) unauthorized repair or the failure to utilize suitably qualified and trained persons to perform service and/or repair of the Product, (x) improper maintenance, (xi) failure to follow installation, operating, cleaning or maintenance instructions, and (xii) use of "non-authorized" parts.