

FRONT (4x5in)




The Einstein Way™ Petit Piano™ Play Tips

13093

3-36m+

2 in 1

Piano and bead chaser



TEACHES



Music

123

Numbers



Shapes



Colors

BACK (4x5in)



Actions = Reactions

Bring cause-and-effect to the stage! Touch a key to play a note and talk about how your actions created the sound. Then, encourage baby to gently tap and press each key too!

On-the-Go Discovery

Creativity can happen anywhere! Describe the piano's music during stroller rides or while traveling. Describe the song baby's creating or ask them to play a favorite song again!

Encouraging Encores

Captivate tiny ears with a tummy time concerto! Press a key to play an engaging song – and inspire baby to reach & tap the keys to keep the music and tummy time going!

Creative Counting


Find your rhythm with baby! Press a key to play a song. Then, place your hands over baby's. Clap and count to the beat together.



Scan to watch these play tips in action!



Attachment Instructions



File Name: 13093_PTC042225

Brand: baby einstein

Category: Category

Product Name: Product Name

Package Designer: Enter Name

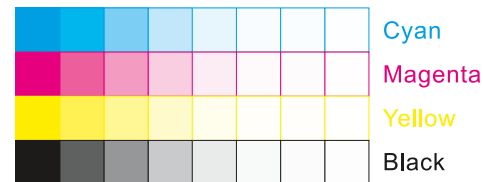
Product Manager: Enter Name

Engineer: Enter Name

Languages: Languages on Package 1

Dimensions: see die line

Packaging Prints CMYK



pressSIGN CMYK_Colourbar_ISO 12647-2 Coated White Backing v6_labels_below i1Pro Contrast Bars.eps



pressSIGN CMYK_Colourbar_ISO 12647-2 Coated White Backing v6_labels_below.eps



There are two color bars on this proof and in the art file. One to be used with X-rite I1 Pro Spectrophotometer. The other can be used with most other spectrophotometers.

Printers must repeat one of the two color bars all the way across the width (gripper edge) of the press sheets on sample runs and production runs. Failure to comply will result in the remaking of film and/or plates at your cost.

数码稿以及设计文件包含了两种色带。一种适用于X-rite (爱色丽) I1 Pro 分光光度计, 另一种适用于其它大部分的分光光度计。在打样或者批量生产时, 印刷厂必须选择其中一种色带并重复添加直到覆盖整张纸的宽度(叼口边)。没有按照上述要求而导致重新出菲林、出版的费用将由印刷厂承担。