



Insecticide Cattle Ear Tag

Contains Closed Tip Rivets.

Apply with Allflex™ Blunt Pin.

For use on Beef and Non-Lactating Dairy Cattle to control Horn Flies (including pyrethroid resistant populations), Gulf Coast Ticks, Spinose Ear Ticks*, and as an aid to control Face Flies, Lice*, Stable Flies* and House Flies*.

*Not for use on this pest in California

Active Ingredient:

Diazinon (CAS #333-41-5).....	By Weight 40.0%
Other Ingredients:	60.0%
Total	100.0%

Keep Out of Reach of Children

WARNING

FIRST AID	
Contains an organophosphate that inhibits cholinesterase.	
If on skin or clothing	<ul style="list-style-type: none"> Take off contaminated clothing. Rinse skin immediately with plenty of water for 15-20 minutes. Call a poison control center or doctor for treatment advice.
If in eyes	<ul style="list-style-type: none"> Hold eye open and rinse slowly and gently with water for 15-20 minutes. Remove contact lenses, if present, after the first 5 minutes, then continue rinsing eye. Call a poison control center or doctor for treatment advice.
If swallowed	<ul style="list-style-type: none"> Call a poison control center or doctor immediately for treatment advice. Have person sip a glass of water if able to swallow. Do not induce vomiting unless told to do so by a poison control center or doctor. Do not give anything by mouth to an unconscious or convulsing person.
HOT LINE NUMBER	
Have the product container or label with you when calling a poison control center or doctor, or going for treatment. You may also contact 1-800-422-9874 for emergency medical treatment information.	
NOTE TO PHYSICIAN	
This product is a cholinesterase inhibitor. If symptoms of cholinesterase inhibition are present, atropine sulfate by injection is antidotal. 2-PAM is also antidotal and may be administered, but only in conjunction with atropine.	

PRECAUTIONARY STATEMENTS HAZARDS TO HUMANS WARNING

May be fatal if absorbed through skin. Harmful if swallowed. Causes moderate eye irritation. Do not get in eyes, on skin, or on clothing. Wash thoroughly with soap and water after handling and before eating, drinking, chewing gum, using tobacco, or using the toilet. Wear chemical-resistant gloves made of rubber or any waterproof material (thickness equal to or greater than 14 mils) when applying tags.

PERSONAL PROTECTIVE EQUIPMENT (PPE)

Applicators and other handlers must wear:

- Long-sleeved shirt and long pants
- Shoes and socks
- Chemical resistant gloves made of rubber or any water-proof material (thickness equal to or greater than 14 mils).

USER SAFETY REQUIREMENTS

Follow manufacturer's instructions for cleaning/maintaining PPE. If no such instructions for washables exist, use detergent and hot water. Keep and wash PPE separately from other laundry.

USER SAFETY RECOMMENDATIONS

Users should wash hands before eating, drinking, chewing gum, using tobacco, or using the toilet. Users should remove clothing/PPE immediately if pesticide gets inside. Then wash thoroughly and put on clean clothing. Users should remove PPE immediately after handling this product. Wash the outside of gloves before removing. As soon as possible, wash thoroughly and change into clean clothing.

ENVIRONMENTAL HAZARDS

This pesticide is highly toxic to birds, fish, and other wildlife. Do not apply directly to water. Do not contaminate water by disposal of used tags.

DIRECTIONS FOR USE

It is a violation of Federal law to use this product in a manner inconsistent with its labeling. Reformulation or repackaging of this product is prohibited.

For adequate control of horn flies, attach one tag per animal. For optimum control of horn flies, control of ear ticks, and as an aid in the control of face flies, lice, stable flies and house flies, attach one tag to each ear (two per animal). Replace as necessary. PATRIOT tags have been proven to be effective against pyrethroid resistant horn flies for up to five months. Apply as indicated (Figures 1-5). Calves less than 3 months of age should not be tagged as ear damage may result. **Remove tag prior to slaughter.**

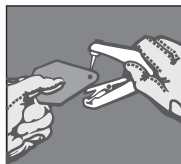


Figure 1.

Disinfect pliers prior to use. Place female tag under clip by depressing lever. Collar on tag must be pointing down.

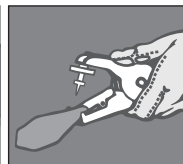


Figure 2.

Slide male button on pin. Align tip of male button with female portion of tag. Tag and button are now ready for application.



Figure 3.

Position tag on the inner flat surface in center of ear. Do not allow shaft of the male rivet to penetrate any cartilage rib or blood vessel or ear damage may result. We recommend that tag be rotated at a 90° angle (fig 3) for ease of application. Tag may also be extended outward from the plier in a straight manner (fig 4).




Figure 4.



Figure 5.

When properly positioned, the tag should hang as shown.

STORAGE AND DISPOSAL

Do not contaminate water, food, or feed by storage or disposal.

Storage – Store in a cool place in original container.

Opened pouches containing ear tags should be resealed for storage.

Pesticide Disposal – Waste (spent tags) resulting from the use of this product may be disposed of on site or at an approved waste disposal facility.

Container Disposal – Nonrefillable container. Do not reuse or refill this container. Dispose of empty pouch in a landfill or by incineration.

Do not burn unless allowed by state and local ordinances. If burned, stay out of smoke.

WARRANTY AND LIMITATION OF DAMAGES

Seller warrants that this material conforms to its chemical description and is reasonably fit for the purposes stated on the label when used in accordance with directions under normal conditions of use and Buyer assumes the risk of any use contrary to such directions. **Seller makes no other express or implied warranty, including any other express or implied warranty of Fitness or of Merchantability, and no agent of Seller is authorized to do so except in writing and with a specific reference to this warranty.** In no event shall Seller's liability for any breach of warranty exceed the purchase price of the material as to which a claim is made.

Net Weight: 15 Grams Per Tag.

(0.53 oz. Per Tag)

HOW SUPPLIED:

2 pouches of 10 tags each

12 pouches of 10 tags each

Elanco US, Inc.

2500 Innovation Way,

Greenfield, IN 46140

EPA Reg. No. 11556-176

9020221/90202273 LV2106

Patent information found at www.Elanco.com

Patriot, Elanco and the diagonal bar logo are trademarks of Elanco or its affiliates.

© 2021 Elanco or its affiliates

