



## PLATINUM LINEA SURF

### Specification Features

- SINGLE FIXED PANEL FOR AN OPEN-ENTRY, DOORLESS DESIGN
- UNIQUE MIRRORED PATTERN. BOLD TIDAL-WAVE DESIGN
- EXCLUSIVE WATER REPELLANT & STAIN RESISTANT COATING
- REVERSIBLE FOR A RIGHT OR LEFT WALK-IN OPENING
- FRAMELESS WALK-IN SHOWER DESIGN
- UP TO 1/2 IN. FOR OUT-OF-PLUMB WALLS
- 3/8IN. (10 MM) THICK CERTIFIED TEMPERED GLASS

### Technical Information

- |                        |               |
|------------------------|---------------|
| • Model:               | Linea         |
| • Door Type:           | Shower Screen |
| • Dimensions:          | 34"W x 72"H   |
| • Product Width Max:   | 34"           |
| • Product Width Min:   | 34"           |
| • Threshold Width Min: | 5/8"          |
| • Glass Thickness:     | 3/8" [10 mm]  |
| • Glass Type:          | Surf          |
| • Glass Coating:       | CLEARMAX™     |

### Codes/Standards Applicable

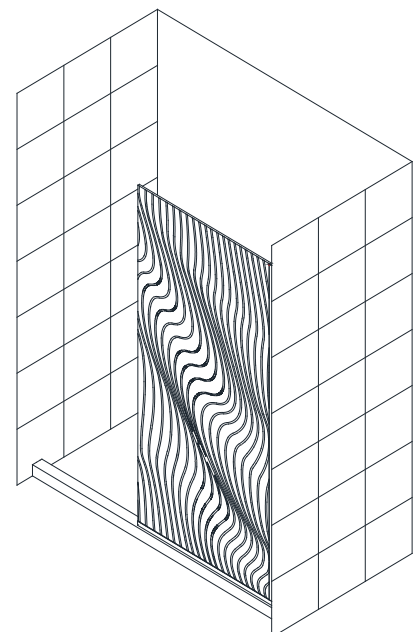
- ANSI Z97.1 (Tempered Glass)
- 16 CFR Part 1201

### Hardware Finish Option:

 Polished Stainless Steel

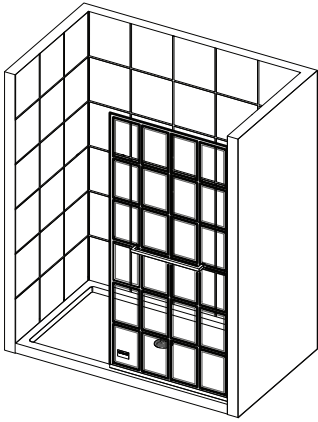
### Model SKUs:

D3234721M11-08

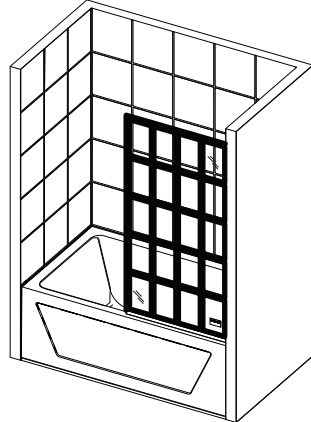


## Available Product Configurations:

## Important Notes:



**French Linea Toulon  
Shower Door SKUs:**  
SDFL34W720TX89  
34 in. W x 72 in. H



**French Linea Toulon  
Tub Door SKU#:**  
SHDR-3230581-89  
30 in. W x 58 in. H

If this unit is going to be installed in a new construction, please, install all of the required plumbing and drainage before installing the shower. Use a competent and licensed plumber for all plumbing installation period.

Minimum threshold depth of 5/8 in. is required for proper installation.

1 in. thick anodized aluminum U-channel accommodates up to 1/2 in. of out-of-plumb adjustment.

Professional installation recommended.

## Important Disclaimers:

- Prior to installation, please ensure that the installation surface is finished, level and solid and will be able to support the total weight of the unit. Also, make sure that the walls are plumb. Irregular installation, surface level or out of square conditions can result in serious problems for your installation.
- Please read Installation Manual thoroughly prior to installing this product.
- Please note that you should consult your local building codes with questions on installation compliance standards. Building and plumbing codes may vary by location, and DreamLine® is not responsible for code compliance standards for your project and will not accept any returns.

For commercial customers, we strongly recommend the use of Dreamline's Onsite Contractor Support option.

Dreamline's commercial warranty does not apply to damage or losses resulting from (i) other than normal and proper use and normal service conditions; (ii) improper installation, (iii) installation in or upon an unsuitable surface or areas; (iv) abuse, (v) accident, (vi) alteration, (vii) misuse, (viii) neglect, (ix) unauthorized repair or the failure to utilize suitably qualified and trained persons to perform service and/or repair of the Product, (x) improper maintenance, (xi) failure to follow installation, operating, cleaning or maintenance instructions, and (xii) use of "non-authorized" parts.