




bestchoiceproducts



# INSTRUCTION MANUAL

---

36-Inch Bird Cage with Toys

## ! NOTICE

Please retain these instructions for future reference.



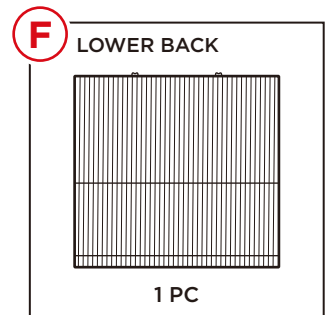
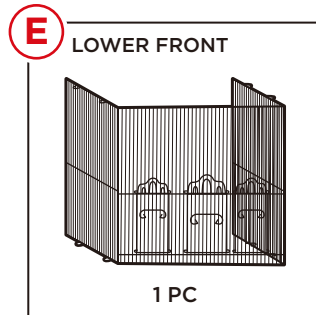
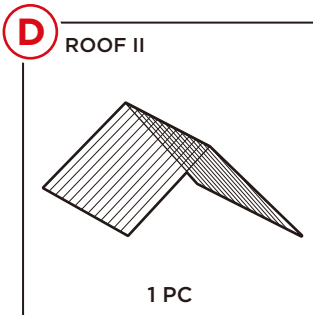
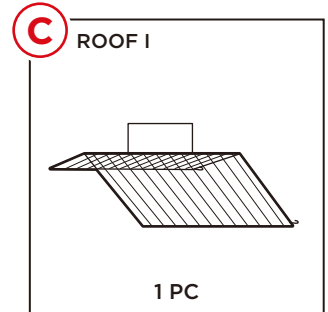
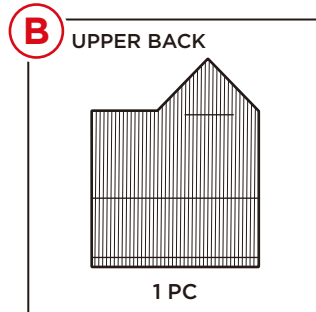
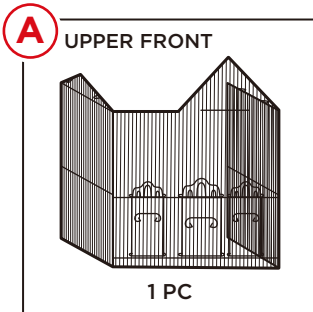
1 PERSON  
ASSEMBLY




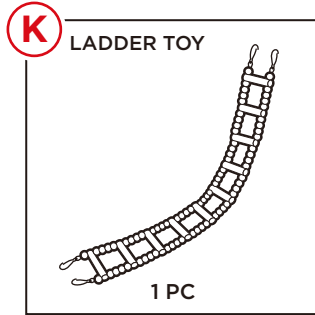
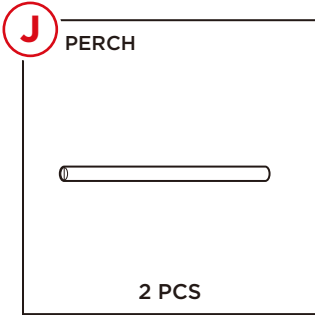
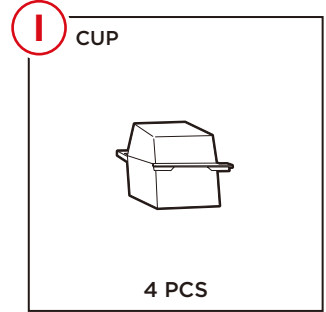
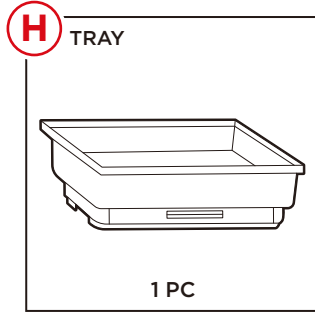
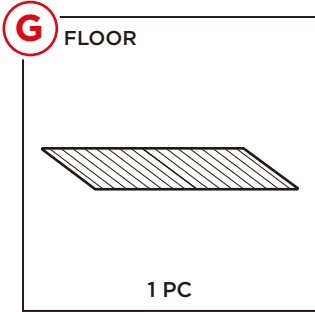
APPROXIMATELY  
20 MIN.  
ASSEMBLY

- This cage is not intended for large birds
- Ensure that bars are well-spaced for your bird. Do not house in a cage where their head will fit through the bars. This can cause severe injury or death.
- Do not allow birds to bite excessively at the bars.
- Do not use abrasive cleaners; use only pet-safe cleaners.
- Be aware that some parts are heavy and have sharp edges.
- If any parts are missing, broken, damaged, or worn, stop using this product until repairs are made and/or factory replacement parts are installed.
- Do not use this item in a way inconsistent with the manufacturer's instructions as this could void the product warranty.

## PARTS



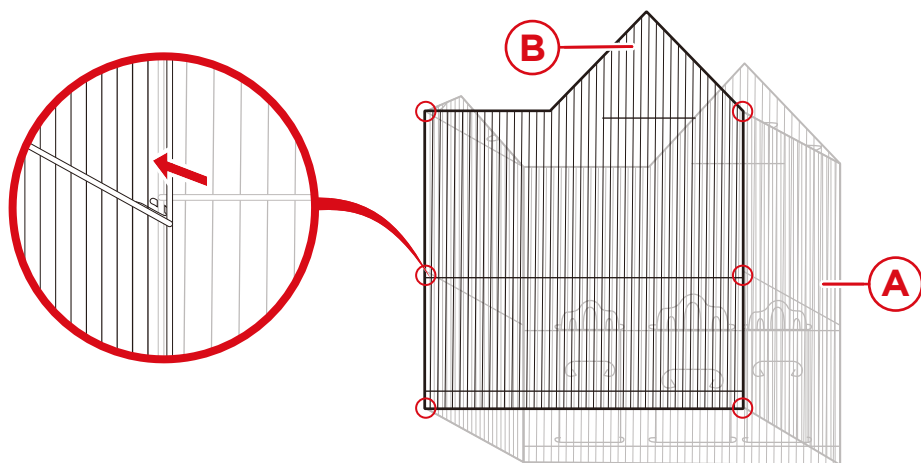
**PARTS**



## PRODUCT ASSEMBLY

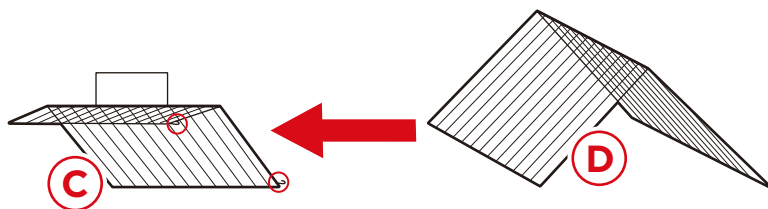
1

Unfold the part A upper front. Position the part B upper back and secure it with the hooks.



2

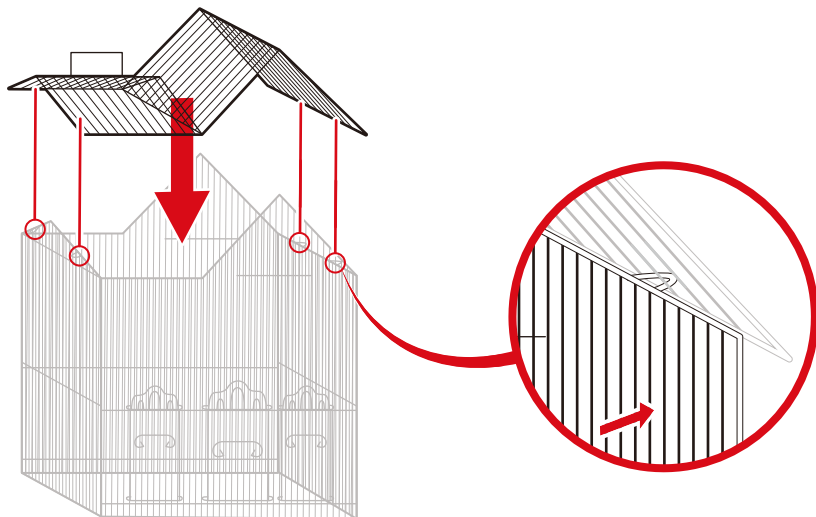
Hook the part D roof onto the part C roof.



## PRODUCT ASSEMBLY

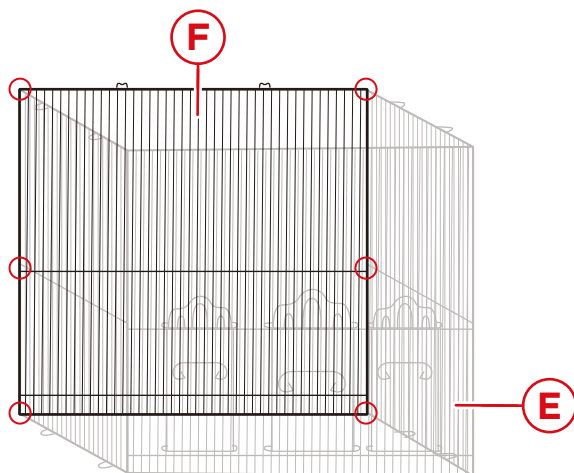
3

Place the roof assembly and secure it with the hooks.



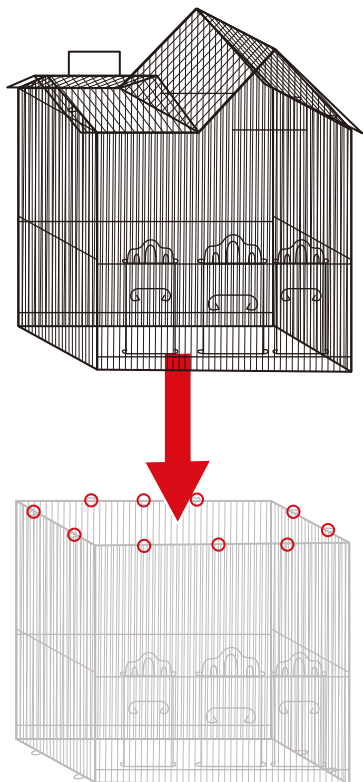
4

Unfold the part E lower front. Position the part F lower back and secure it with the hooks.

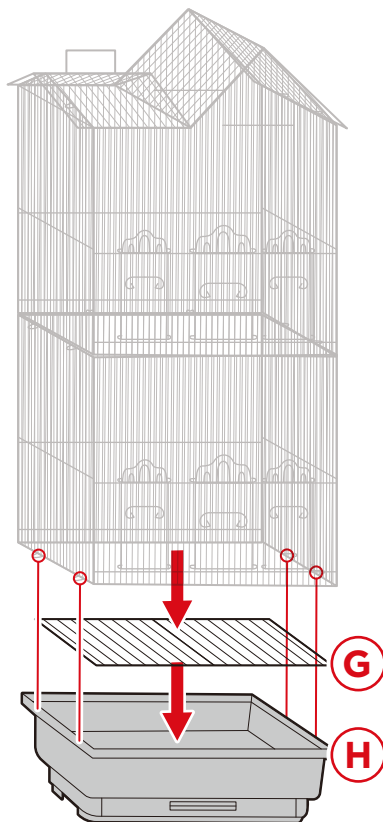


## PRODUCT ASSEMBLY

- 5** Place the upper assembly on the lower assembly and secure it with the hooks.



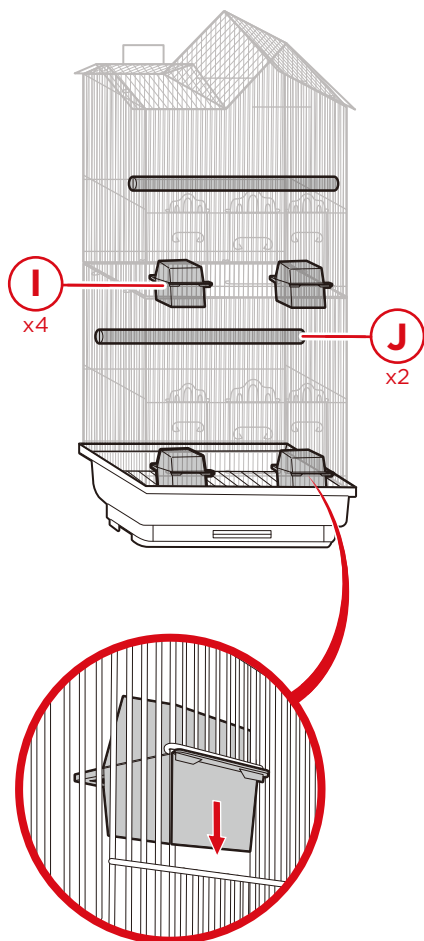
- 6** Place the part G floor in the part H tray. Place the cage assembly on the tray and secure it with the hooks.



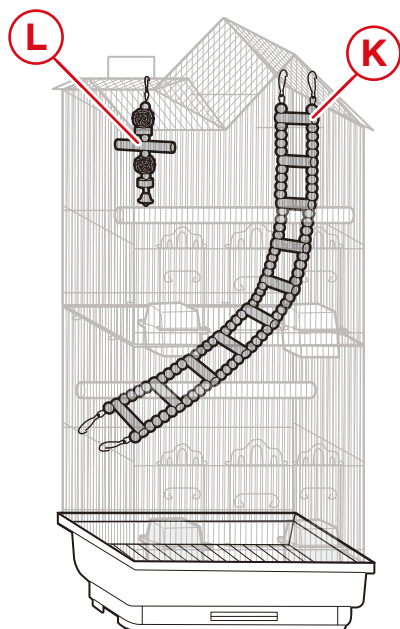
## PRODUCT ASSEMBLY

**7** Slide open the doors and place four part I cups. Install two part J perches.

**NOTE:** Angle perches into the doors to install.



**8** Clip on the part K ladder toy and part L hanging toy.





# HELP CENTER



Question about your product? We're here to help. Visit us at:

[help.bestchoiceproducts.com](http://help.bestchoiceproducts.com)



Chat Support



Product Inquiry



Orders FAQ



Product Assembly



Returns & Refunds

## PRODUCT WARRANTY INFORMATION

All items can be returned for any reason within 60 days of the receipt and will receive a full refund as long as the item is returned in its original product packaging and all accessories from its original shipment are included. All returned items will receive a full refund back to the original payment method. All returned items will not be charged a re-stocking fee.

All returned items require an RA (Return Authorization) number, which can only be provided by a Best Choice Products Customer Service Representative when the return request is submitted. Items received without an RA may not be accepted or may increase your return processing time. Once an item has been received by Best Choice Products, refunds or replacements will be processed within 5 business days.

All returns must be shipped back to the Best Choice Products Return Center at the customer's expense. If the reason for return is a result of an error by Best Choice Products then Best Choice Products will provide a pre-paid shipping label via email. Boxes for return shipping will not be provided by Best Choice Products, and is the customer's responsibility to either use the original shipping boxes or purchase new boxes.

Pictures may be required for some returns to ensure an item is not damaged prior to its return. Items returned are not considered undamaged until they are received by Best Choice Products and verified as such. All damages to items are the customer's responsibility until the item has been received by and acknowledge by Best Choice Products as undamaged.



## WARNING

Manufacturer and seller expressly disclaim any and all liability for personal injury, property damage or loss, whether direct, indirect, or incidental, resulting from the incorrect attachment, improper use, inadequate maintenance, or neglect of this product.