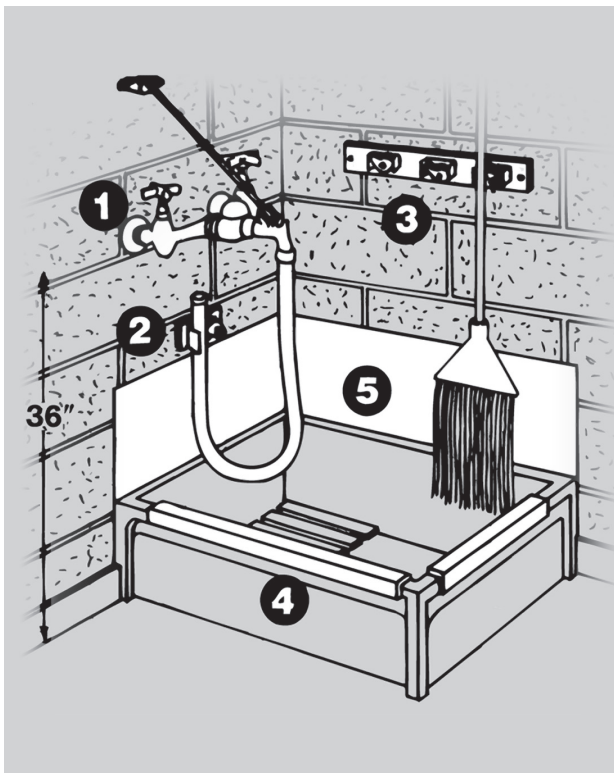
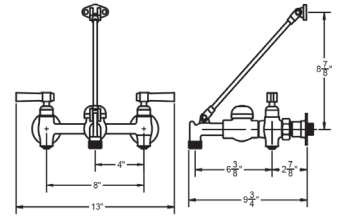


MOP SERVICE BASIN ACCESSORIES

To complete a commercial or residential mop service basin installation, specify and install Mustee's mop service faucet and companion products listed below.



- 1 63.600A SERVICE FAUCET** – Chrome plated brass service sink faucet, $\frac{1}{2}$ " pipe eccentric inlets on 8" centers. Vacuum breaker integral stops, chrome plated (H&C) handles, $\frac{3}{4}$ " hose end spout with pail hook, top reinforcing bar and mounting bracket. Shall meet ANSI Specifications A112.1.1, Section 2.9 and A112.18.1M, CSA Listed. **ANSI**



- 2 65.700 HOSE and HOSE HOLDER** – Heavy-duty $\frac{5}{8}$ " diameter, reinforced 31" rubber hose with brass couplings on one end. Spring loaded, molded rubber hose holder mounts on stainless steel wall plate.



- 3 65.600 MOP HANGER** – Three spring-loaded rubber holders mounted to 3" x 22" stainless steel wall plate. Wall anchors and mounting screws included.



- 4 BUMPER GUARDS** – Protect rims, snap-on

High impact resistant vinyl

63.401 – 20 $\frac{3}{4}$ " long white, fits Models 63M and 65M

65.403 – 32 $\frac{3}{4}$ " long white, fits Model 65M

Stainless steel

63.403 – 20 $\frac{3}{4}$ " long, fits Models 63M and 65M

65.404 – 32 $\frac{3}{4}$ " long, fits Model 65M

- 5 DURAGUARD™ WALL GUARDS** – Protect wall surfaces, 12" height, 20 gauge, #304 stainless steel.

67.2424 – two panels and bracket for 24" x 24" corner

67.2436 – two panels and bracket for 24" x 36" corner

- 6 OPTIONAL SEALS** – For installations with following pipe, order separately.

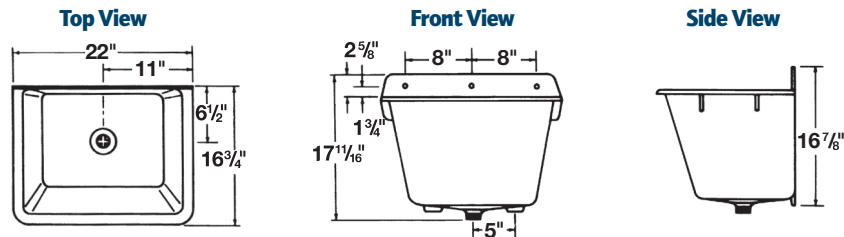
65.308 – for 2" PVC, ABS and iron

65.309 – for 3" PVC, ABS and iron, included with mop basin

65.311 – for 3" soil pipe (no hub)

16 SERVICE MOP SINK

Wall-mounted mop sink installs anywhere, including the utility room, basement, garage or outdoors. Ideal for cleaning large utensils. Molded-in drain assembly for standard $1\frac{1}{2}$ " trap.



Model	Length*	Width*
16	16 $\frac{3}{4}$ "	22"

12-Gallon Capacity

* Length (front to back); Width (left to right).



General: Furnish and install as shown on plans, UTILATUB® Mop Sink Model 16, as manufactured by E. L. Mustee & Sons, Inc. One-piece molded construction using structural Co-PolyPure™ thermoplastic, complete with molded-in drain assembly for $1\frac{1}{2}$ " traps, wall mount.