

Motion™ recreates the look of veincut limestone in glazed porcelain using high-definition printing. Its striking graphic imaging makes any application a fashion statement.

MOTION™  
*Glazed Body Match Porcelain*



FLOOR / WALL  RESIDENTIAL  COMMERCIAL  INDOOR  OUTDOOR 



Advance








Cue



Drift


Mosaic Blend



Sizes							
	12"x24" 11.81"x23.62"	13"x13" Mesh 13.11"x13.11"	3"x12" Floor SBN	6"x13" Cove Base	1"x6" Cove Base Corner Out		
	Thickness	10mm	10mm	10mm	10mm	9mm	
	Faces	24	N/A	N/A	N/A	N/A	
	Finish	Matte	Matte	Matte	Matte	Matte	
	Edge	Pressed	Cut	Cut/Rounded	Cut/Rounded	Pressed	
Grout Joint Recommendation	1/16"	5/64"	1/8"	1/8"	1/8"		
Testing	Abrasion Resistance C1027	Breaking Strength C648	Chemical Resistance C650	Water Absorption C373	DCOF ANSI A1371	Scratch Hardness MOHS	Shade Variation Rating
Results*	IV	≥600 lbf	Resistant	≤0.50%	≥0.55	7	V2

**Product and Installation Details | ANSI A108.02**  
Section 4.3.8.2 - For running bond/brick jointing patterns utilizing tiles (square or rectangular) where the side being offset is greater than 18" (nominal dimension), the running bond offset will be a maximum of 33% unless otherwise specified by the tile manufacturer. If an offset greater than 33% is specified, specifier and owner must approve mock-up and lippage.



 Sustainability Attributes

- Red List Free
- Health Product Declaration (HPD) provided upon request
- Product Packaging is 100% recyclable
- VOC Free

\*For more information visit [www.emser.com](http://www.emser.com). Always consult a professional for proper usage and installation.

