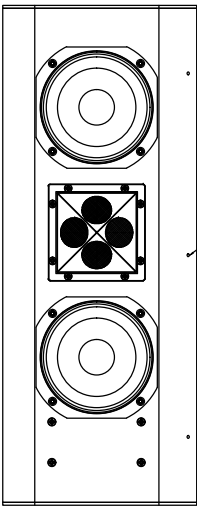
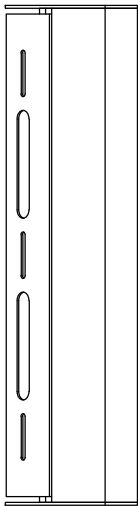
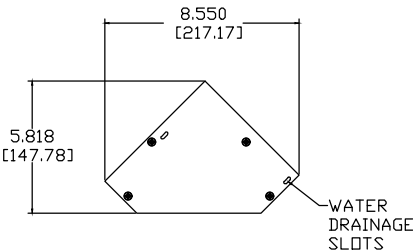
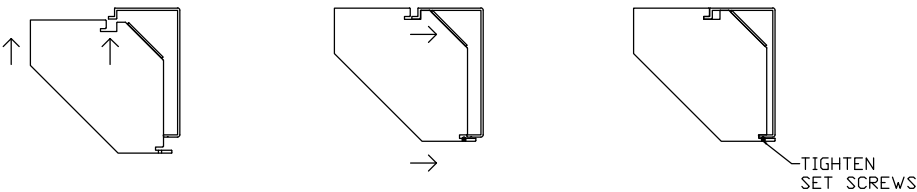
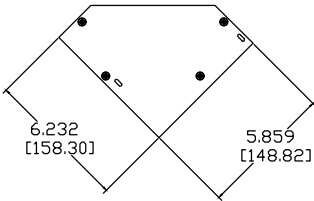
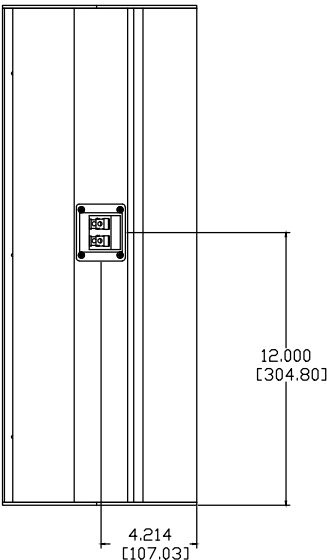
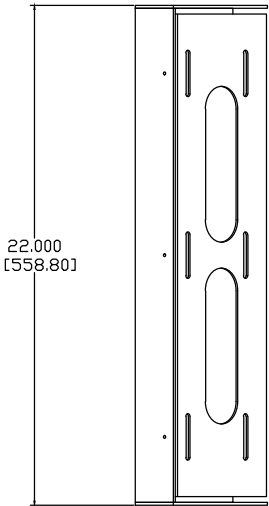



REVISIONS				
ECN	REV.	DESCRIPTION	DATE	APPROVED
	A	RELEASE FOR PRODUCTION	03-06-15	
	B	MODIFIED EXTRUSION	03-16-15	
	C	REVISED DIM. BY PRODUCTION EXTRUSION	09-23-15	
	D	MODIFIED SLOTS AND BRACKET LENGTH	10-21-15	
	E	MODIFIED SLOTS	11-06-15	
	F	UPDATED DRAWING TO EXTRUSION REV B	10-31-18	
20002	G	MOVE CROSSOVER HOLES	01-06-20	
20043	H	BRACKET MOUNTING SLOTS CHANGED TO Ø0.250"	09-24-20	
20059	I	ADD DRAINAGE SLOTS TO END CAPS UPDATE WOOFER CUTOUT	12-07-20	

MOUNTING INSTRUCTIONS



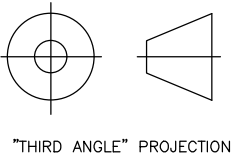
UNC 8-32
SET SCREW
3PL



NOTES:

1: MATERIAL – STANDARD 5X WEDGE EXTRUSION
UNLESS OTHERWISE SPECIFIED

2: FINISH: TBD



"THIRD ANGLE" PROJECTION

PROPRIETARY INFORMATION
THE DESIGNS, INFORMATION, AND
DATA CONTAINED HEREIN ARE
PROPRIETARY AND ARE SUBMITTED
IN CONFIDENCE, AND SHALL NOT BE
DISCLOSED, USED OR DUPLICATED
IN WHOLE OR IN PART, FOR ANY
PURPOSES WHATSOEVER, WITHOUT
THE PRIOR WRITTEN PERMISSION OF
JAMES LOUDSPEAKER LLC, 2185
PARK PL, MINDEN, NV 89423. THIS
LEGEND SHALL BE MARKED ON ANY
REPRODUCTIONS HEREOF IN WHOLE
OR IN PART. RECEIPT OF THIS
DOCUMENT SHALL BE DEEMED TO
BE AN ACCEPTANCE OF THE
CONDITIONS SPECIFIED HEREIN.

JAMES LOUDSPEAKER	
53QW	
EXTERNAL DIMENSIONS	
P/N: -	DWR #: 150306-M00
REVISED BY: S. LOESCH	
DRAWN BY: M. PARK	FILE:
DATE: 03-06-15	SCALE:
APPROVED:	
DRAFTING APPROVED:	
DO NOT SCALE DRAWING	
DRAWING NOT TO BE USED FOR CNC	
TOLERANCES: ANG: ± = .5° FRACT. ± = 1/32	
DECIMALS: .XX ± = .01 .XXX ± = .005	
REVISION: 1	SHEET 1 OF 6