



bestchoiceproducts



INSTRUCTION MANUAL

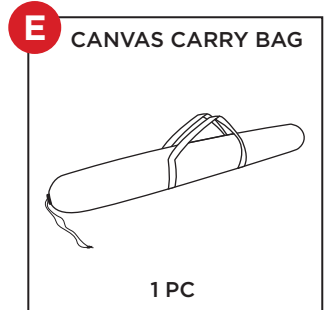
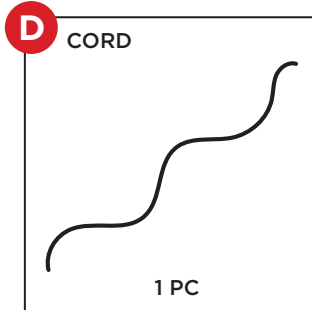
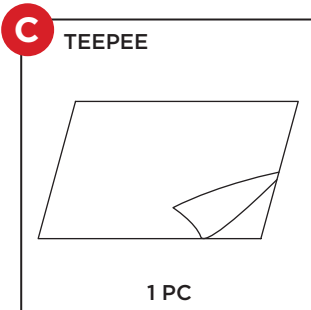
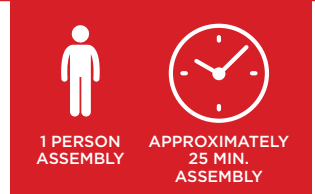
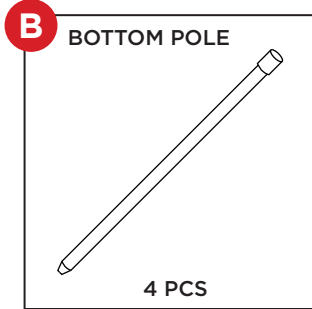
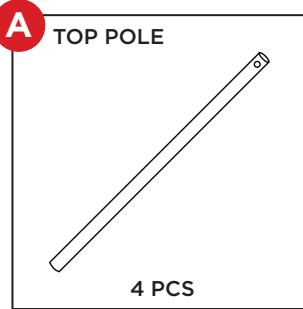
Kids Teepee Tent

! NOTICE

Please retain these instructions for future reference.

- Please read the assembly instructions carefully before installing.
- Product is intended for indoor use.
- If any parts are missing, broken, damaged, or worn, stop using this item until repairs are made and/or factory replacement parts are installed.
- This teepee is not to be used as shelter in extreme weather conditions.
- This teepee is not to be used as sole protection from the sun.
- No more than three (3) children should occupy this teepee at once.
- Place the teepee on flat ground; do not use it on slanted ground.
- Do not use this item in a way inconsistent with the manufacturer's instructions as this could void the product warranty.

PARTS



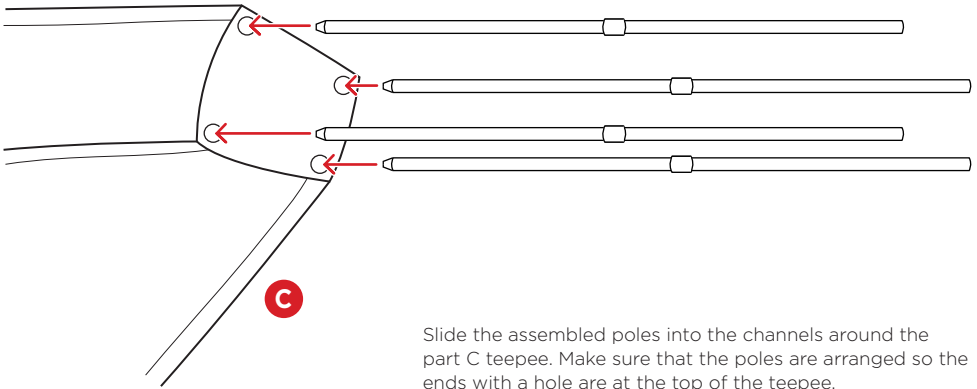
PRODUCT ASSEMBLY

1



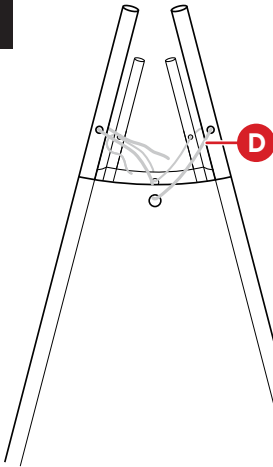
Connect each part A top pole with a part B bottom pole.

2



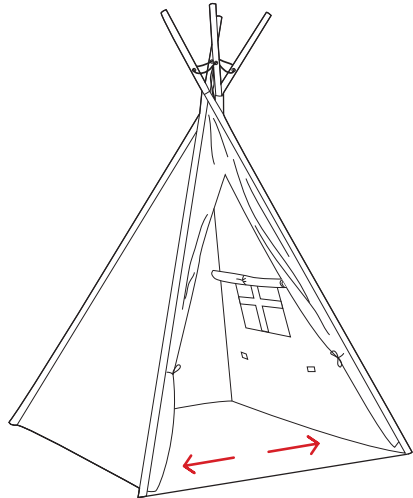
Slide the assembled poles into the channels around the part C teepee. Make sure that the poles are arranged so the ends with a hole are at the top of the teepee.

3



Loop the part D cord by alternating the cord through the holes and eyelets. Work your way around the circumference of the teepee and tie the cord together into a knot at the end.

4



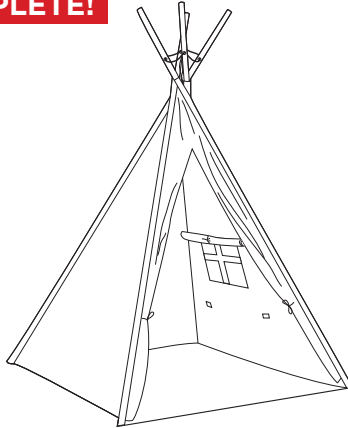
Stand the teepee up and spread the poles out at the base. If necessary, loosen the cord at the top to make it easier to spread out the base.

MAINTENANCE

- After use, air-dry the wood poles before storing them in the part E carrying bag.

bcp

ASSEMBLY IS COMPLETE!



PRODUCT WARRANTY INFORMATION

All items can be returned for any reason within 60 days of the receipt and will receive a full refund as long as the item is returned in its original product packaging and all accessories from its original shipment are included. All returned items will receive a full refund back to the original payment method. All returned items will not be charged a re-stocking fee.

All returned items require an RA (Return Authorization) number, which can only be provided by a Best Choice Products Customer Service Representative when the return request is submitted. Items received without an RA may not be accepted or may increase your return processing time. Once an item has been received by Best Choice Products, refunds or replacements will be processed within 5 business days.

All returns must be shipped back to the Best Choice Products Return Center at the customer's expense. If the reason for return is a result of an error by Best Choice Products then Best Choice Products will provide a pre-paid shipping label via email. Boxes for return shipping will not be provided by Best Choice Products, and is the customer's responsibility to either use the original shipping boxes or purchase new boxes.

Pictures may be required for some returns to ensure an item is not damaged prior to its return. Items returned are not considered undamaged until they are received by Best Choice Products and verified as such. All damages to items are the customer's responsibility until the item has been received by and acknowledge by Best Choice Products as undamaged.

CONTACT US; WE'RE HERE 7 DAYS A WEEK TO HELP YOU!



bestchoiceproducts.com



customerservice@bestchoiceproducts.com



844.948.8400



[LEARN MORE!](#)

WARNING

Manufacturer and seller expressly disclaim any and all liability for personal injury, property damage or loss, whether direct, indirect, or incidental, resulting from the incorrect attachment, improper use, inadequate maintenance, or neglect of this product.