

CHOOSE YOUR TOP, DRAWER, BASE AND HARDWARE OPTION.

See the reverse side for custom options.



TWO-DRAWER
ADJUSTABLE
HEIGHT DESK

Desktop Dimensions: W 60" D 30" H 6.0"
Overall Variable Height: 28.25"—54.25"

28482-
STYLE TOP DRAWER ADJ BASE
NUMBER FINISH FINISH FINISH
(CC,CW or CS)



THREE-DRAWER
ADJUSTABLE
HEIGHT DESK

Desktop Dimensions: W 60" D 30" H 5.25"
Overall Variable Height: 28"—54"

28480-
STYLE TOP DRAWER ADJ BASE
NUMBER FINISH FINISH FINISH
(CC,CW or CS)

ADJUSTABLE
HEIGHT OF
24—50"



KIDNEY SHAPED
ADJUSTABLE
HEIGHT DESK

Desktop Dimensions: W 60" D 30" H 5.25"
Overall Variable Height: 28"—54"

28487-
STYLE TOP DRAWER HARDWARE ADJ BASE
NUMBER FINISH FINISH STYLE FINISH
(CC,CW or CS)



28487 includes drop-front
keyboard drawer.



TOP STORAGE
ADJUSTABLE
HEIGHT DESK

Desktop Dimensions: W 60" D 30" H 5.25"
Overall Variable Height: 28.25"—54.25"

28481-
STYLE TOP DRAWER ADJ BASE
NUMBER FINISH FINISH FINISH
(CC,CW or CS)

ALSO AVAILABLE WITH
A FIXED HEIGHT BASE



TOP STORAGE
FIXED
HEIGHT DESK

Desktop Dimensions: W 60" D 30" H 5.25"
Fixed Height: 30"

28488-
STYLE TOP DRAWER FIXED BASE
NUMBER FINISH FINISH FINISH
(FC,FW or FF)



THREE-DRAWER
ADJUSTABLE
HEIGHT DESK

Desktop Dimensions: W 61.5" D 31" H 5.25"
Overall Variable Height: 28"—54"

28486-
STYLE TOP DRAWER HARDWARE ADJ BASE
NUMBER FINISH FINISH STYLE FINISH
(CC,CW or CS)



FLAT TOP
ADJUSTABLE
HEIGHT DESK

Desktop Dimensions: W 60" D 30" H 1"
Overall Variable Height: 23.75"—49.75"

28483-
STYLE TOP DRAWER ADJ BASE
NUMBER FINISH FINISH FINISH
(CC,CW or CS)

ALSO AVAILABLE WITH
A FIXED HEIGHT BASE



FLAT TOP
FIXED
HEIGHT DESK

Desktop Dimensions: W 60" D 30" H 1"
Fixed Height: 30"

28489-
STYLE TOP DRAWER FIXED BASE
NUMBER FINISH FINISH FINISH
(FC,FW or FF)



THREE-DRAWER
WITH DENTIL MOLDING
ADJUSTABLE HEIGHT DESK

28495 includes
dentil molding detail.

Desktop Dimensions: W 61.5" D 31" H 5.25"
Overall Variable Height: 28"—54"

28495-
STYLE TOP DRAWER HARDWARE ADJ BASE
NUMBER FINISH FINISH STYLE FINISH
(CC,CW or CS)



FILE
CABINET

W 36" D 18" H 28.75"

28485-
STYLE TOP DRAWER CAB BASE
NUMBER FINISH FINISH FINISH
(CC,CW or CS)



FILE
CABINET

W 15.25" D 18.75" H 27.5"

28484-
STYLE TOP DRAWER CAB BASE
NUMBER FINISH FINISH FINISH
(CC,CW or CS)

ACCESSORIES: These accessories are also available to enhance your Custom Adjustable Height or Fixed Height Desk.




991010 ADJUSTABLE KEYBOARD TRAY
(available on all desks)



991015 DELUXE CHARGING STATION
(available on all desks)



991002 WIRE MANAGEMENT TRAY
(available on 28481 & 28483 desks only)



991023 FROSTED MODESTY PANEL
(available on all desks except
choose **991021** for Kidney Desk 28487)



991022 WHITE MODESTY PANEL
(available on all desks except
choose **991020** for Kidney Desk 28487)

Some
accessories
available on
select models.

CUSTOMIZE YOUR DESK OR FILE CABINET

Customize your desk or file cabinet by entering your custom choices in the spaces provided.

CHOOSE YOUR DESK STYLE

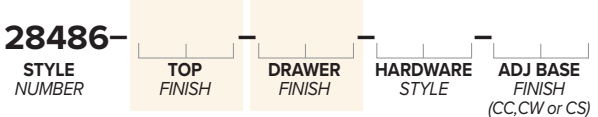
Start by selecting your Desk or File Cabinet **STYLE** from the front. The first 5 digits are the **STYLE NUMBER**.



CHOOSE YOUR WOOD TOP AND DRAWER FINISHES


To customize your **ADJUSTABLE HEIGHT DESK** or **FIXED HEIGHT DESK**, choose wood finishes for the top and drawers (where applicable).

To customize your **FILE CABINET**, choose a wood finish for the top only.




WOOD TOP FINISH & DRAWER FINISH OPTIONS


Enter a 2-digit **WOOD FINISH** code from below in the spaces labeled "Top Finish" and "Drawer Finish". You may choose a different finish for each option. *Note: If a desk does not include a drawer, a "00" is entered in the space.*



K1 WEATHERED




K2 BLACK




K3 ESPRESSO



K4 SARATOGA




K5 SNOW WHITE




K6 NATURAL MAPLE




K7 NEWPORT




L1 IVORY OAK



L2 BLACK OAK



L3 AGED OAK



L4 DARK COFFEE OAK

Wood is a natural material with variations in color, grain, and texture. Finished product will differ from these samples and an exact match cannot be guaranteed.

CHOOSE YOUR CUSTOM HARDWARE STYLE AND FINISH

If a desk includes drawer hardware, you may choose a custom style and finish from the options at the right.



HARDWARE OPTIONS

Enter a 2-digit **HARDWARE** code from below in the spaces labeled "Hardware Style". *Note: Not all desks include hardware.*

BRASS HARDWARE OPTIONS



8A BRASS KNOB



8B BRASS BAR



8C BRASS RING



8D BRASS CUP



8E BRASS BAIL

NICKEL HARDWARE OPTIONS



8F NICKEL KNOB



8G NICKEL BAR



8H NICKEL RING



8J NICKEL CUP



8K NICKEL BAIL

IRON HARDWARE OPTIONS



8L IRON KNOB



8M IRON BAR



8N IRON RING



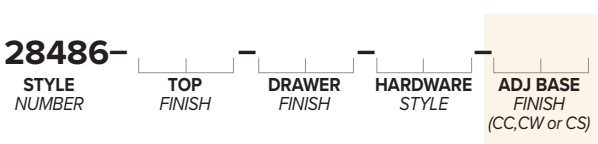
8P IRON CUP



8R IRON BAIL


CHOOSE YOUR BASE FINISH

Choose a custom finish from the options at the right for your **ADJUSTABLE HEIGHT DESK**, **FIXED HEIGHT DESK** or **FILE CABINET**. Be sure to choose the correct finish code based on the style of desk or file cabinet you are choosing.




METAL BASE FINISH OPTIONS

Enter a 2-digit **METAL BASE FINISH** code from below in the spaces labeled "Base Finish". Fixed height bases are available on select desks as indicated.



CHARCOAL



CRYSTAL WHITE



FROSTED SILVER

CC ADJUSTABLE HEIGHT BASE

FC FIXED HEIGHT BASE

CC FILE CABINET CASE

CW ADJUSTABLE HEIGHT BASE

FW FIXED HEIGHT BASE

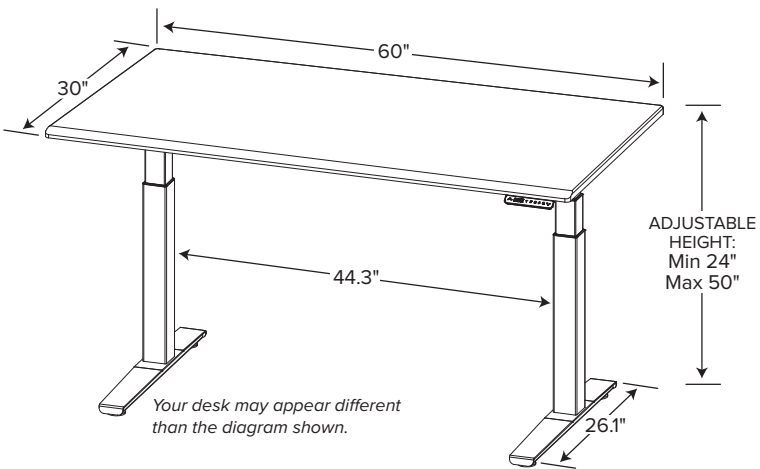
CW FILE CABINET CASE

FS ADJUSTABLE HEIGHT BASE

FF FIXED HEIGHT BASE

FS FILE CABINET CASE

Please note: Each base style and finish has a unique code. Be sure to enter the correct base finish code for the corresponding desk or file cabinet style you are choosing.



Minimum Height: 24"



Lift Speed: 1.5" per second



Maximum Height: 50"

SPECIFICATIONS

- Minimum Height: 24"
- Maximum Height: 50"
- Length of Feet: 26.1"
- Knee Hole Distance: 44.3"
- Memory Settings: 4
- Lift Speed: 1.5" per second
- Weight Capacity: 350 lbs.
- Display: Electronic LED