




BEST CHOICE  
PRODUCTS



# INSTRUCTION MANUAL

---

Set of 2 Outdoor  
Textilene Chairs

SKY8991 + SKY8992 + SKY8993 + SKY8994 + SKY8995  
SKY8996 + SKY8997

## ! NOTICE

Please retain these instructions for future reference.

- Please do not exceed the weight limitations of this item.
- Do not stand on or use any part of this item as a step ladder.
- Firmly secure all bolts, screws, and knobs before use.
- Reconfirm that all bolts, screws, and knobs are secure every 90 days.
- Fasten screws loosely during initial assembly. Do not firmly tighten the screws until the item is completely assembled.
- Do not use or store this item in the proximity of open flame or flammable/combustible chemicals.
- Be aware that some parts are heavy and have sharp edges.
- If any parts are missing, broken, damaged, or worn, stop using this product until repairs are made and/or factory replacement parts are installed.
- Do not use this item in a way inconsistent with the manufacturer's instructions as this could void the product warranty.
- This product is intended for residential use only.

## TOOLS REQUIRED



RATCHET ALLEN WRENCH  
(PROVIDED)



250 LBS  
PER CHAIR  
CAPACITY



1 PERSON  
ASSEMBLY



UP TO 30 MIN.  
ASSEMBLY

## HARDWARE

1

M6 x 15mm  
BOLT



20 PCS

2

M6 x 35mm  
BOLT



4 PCS

3

M6 WASHER



24 PCS

## PARTS

A

LEFT ARMREST/LEG



2 PCS

B

RIGHT ARMREST/LEG



2 PCS

C

BACKREST

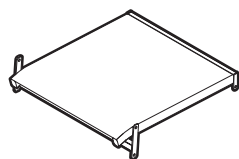


2 PCS

## PARTS

**D**

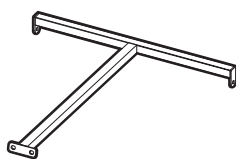
SEAT



2 PCS

**E**

FOOTREST BAR

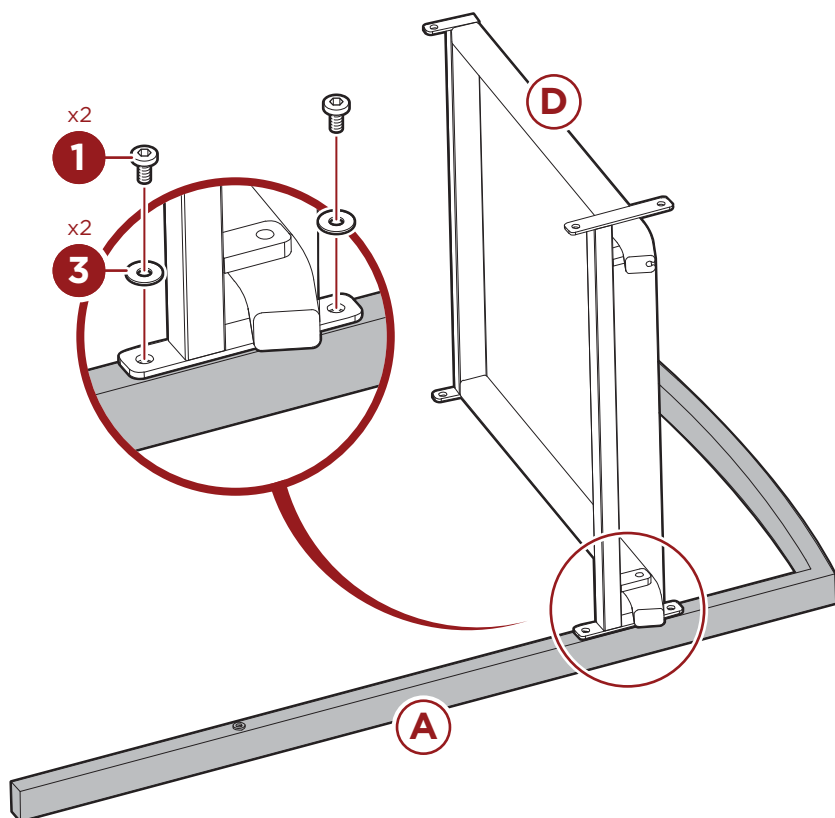


2 PCS

## PRODUCT ASSEMBLY

**1**

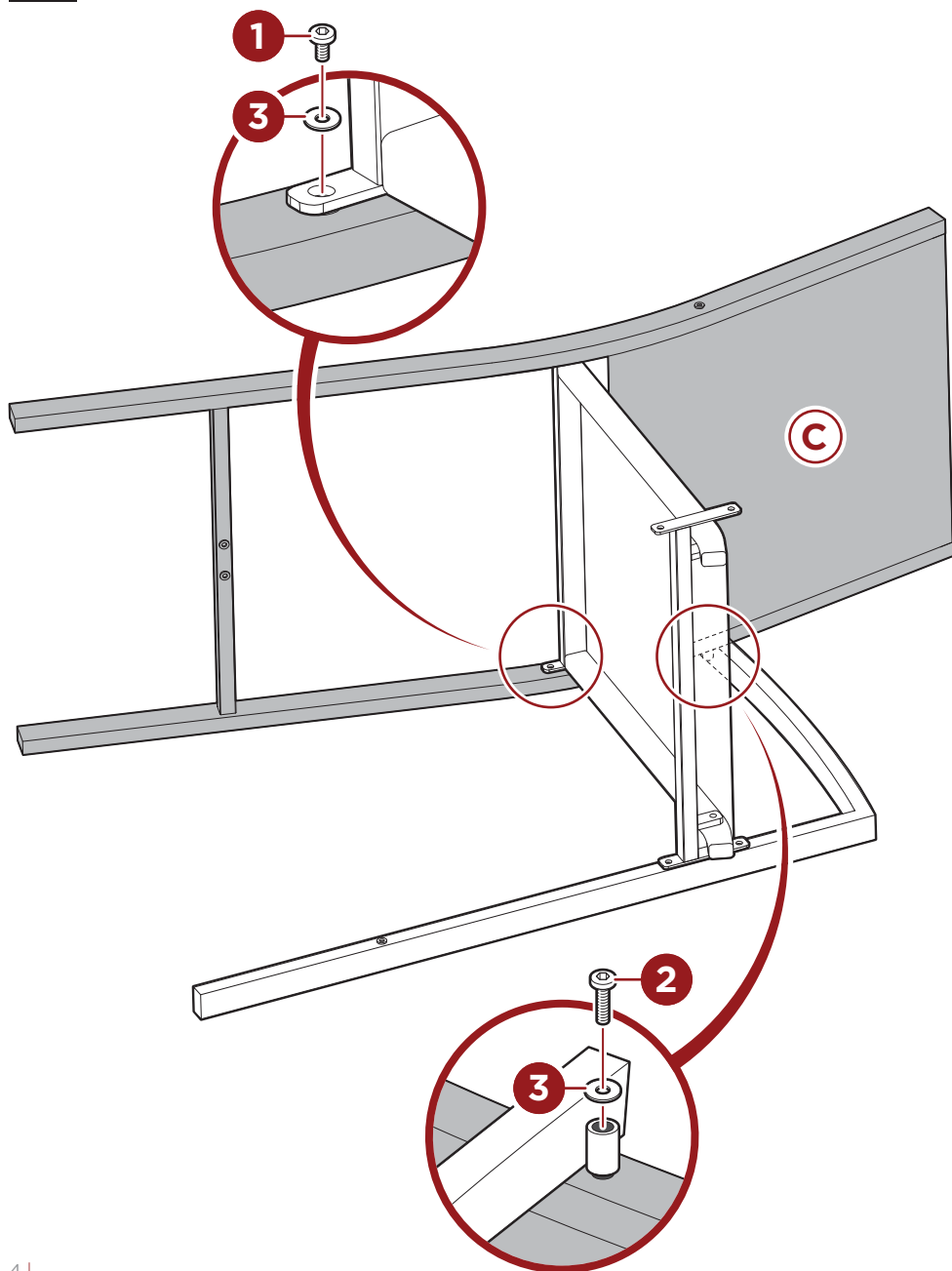
Attach one **part A left armrest/leg** to the **part D seat** with two **part 1 bolts** and two **part 3 washers**.



## PRODUCT ASSEMBLY

2

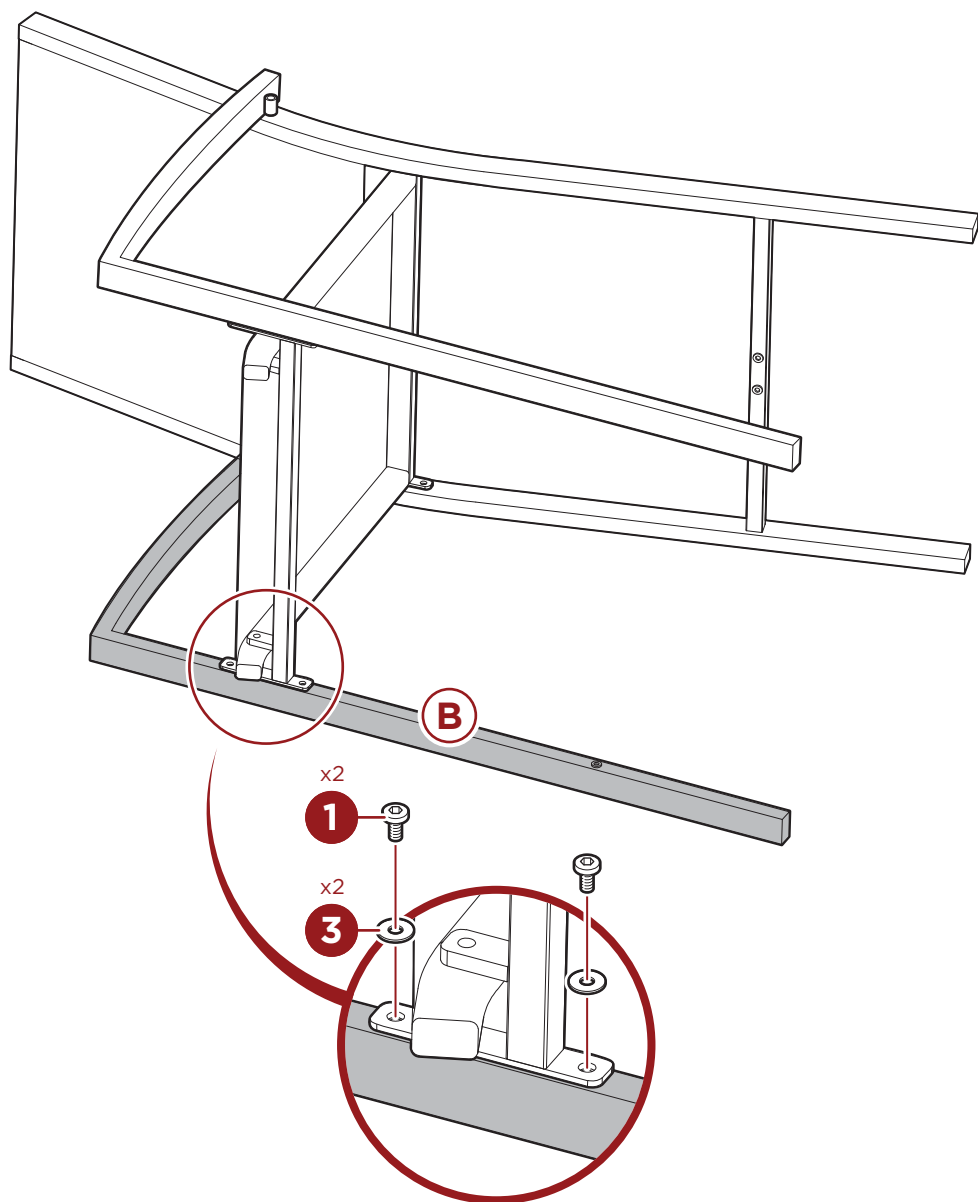
Attach one **part C backrest** to the **part A left armrest/leg** with one **part 2 bolt** and one **part 3 washer**, then attach the **part D seat** to the backrest with one **part 1 bolt** and one **part 3 washer**.



## PRODUCT ASSEMBLY

3

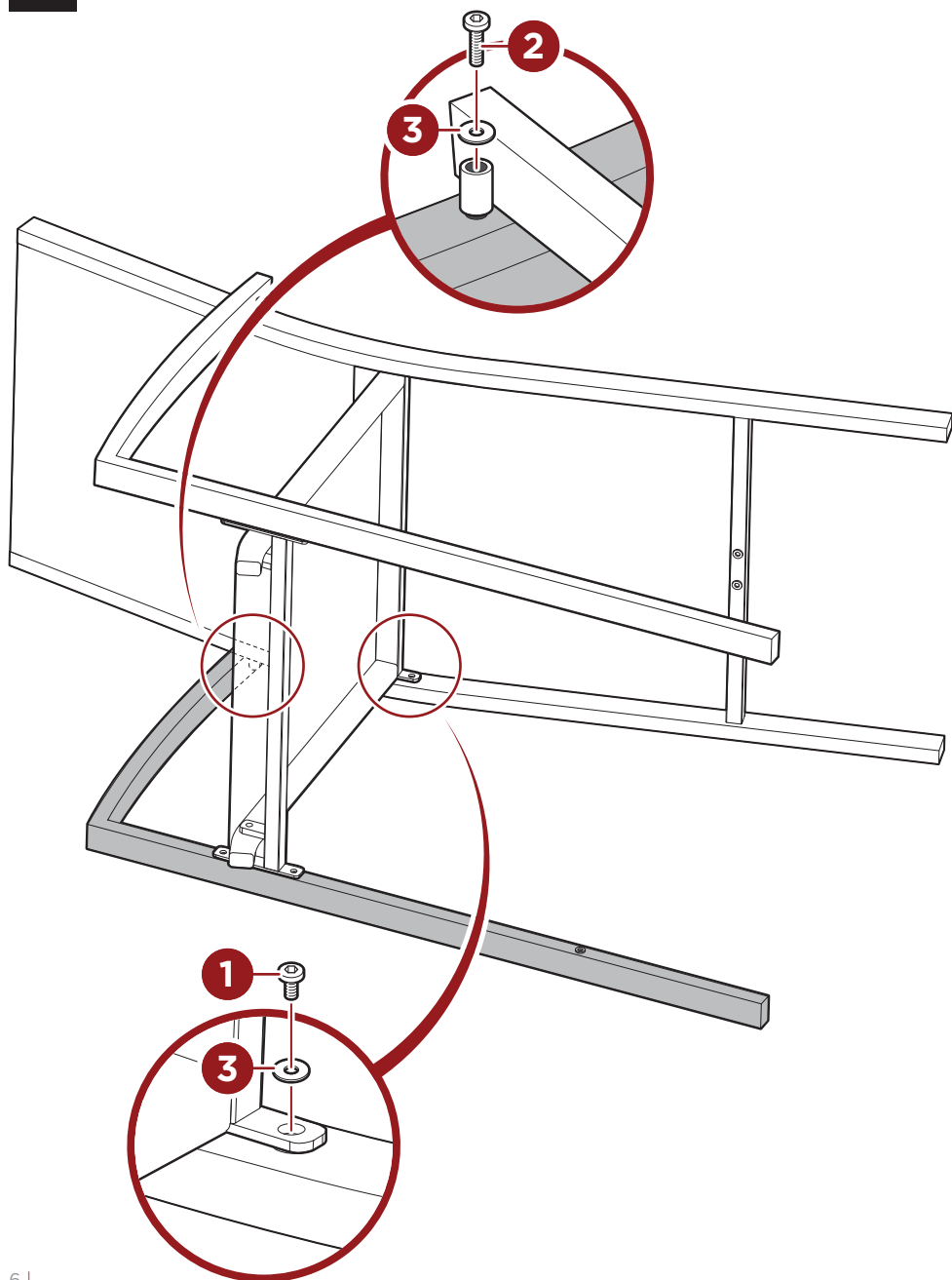
Attach one **part B right armrest/leg** to the **part D seat** with two **part 1 bolts** and two **part 3 washers**.



## PRODUCT ASSEMBLY

4

Attach the **part C backrest** to the **part B right armrest/leg** with one **part 2 bolt** and one **part 3 washer**, then attach the **part D seat** to the backrest with one **part 1 bolt** and one **part 3 washer**.



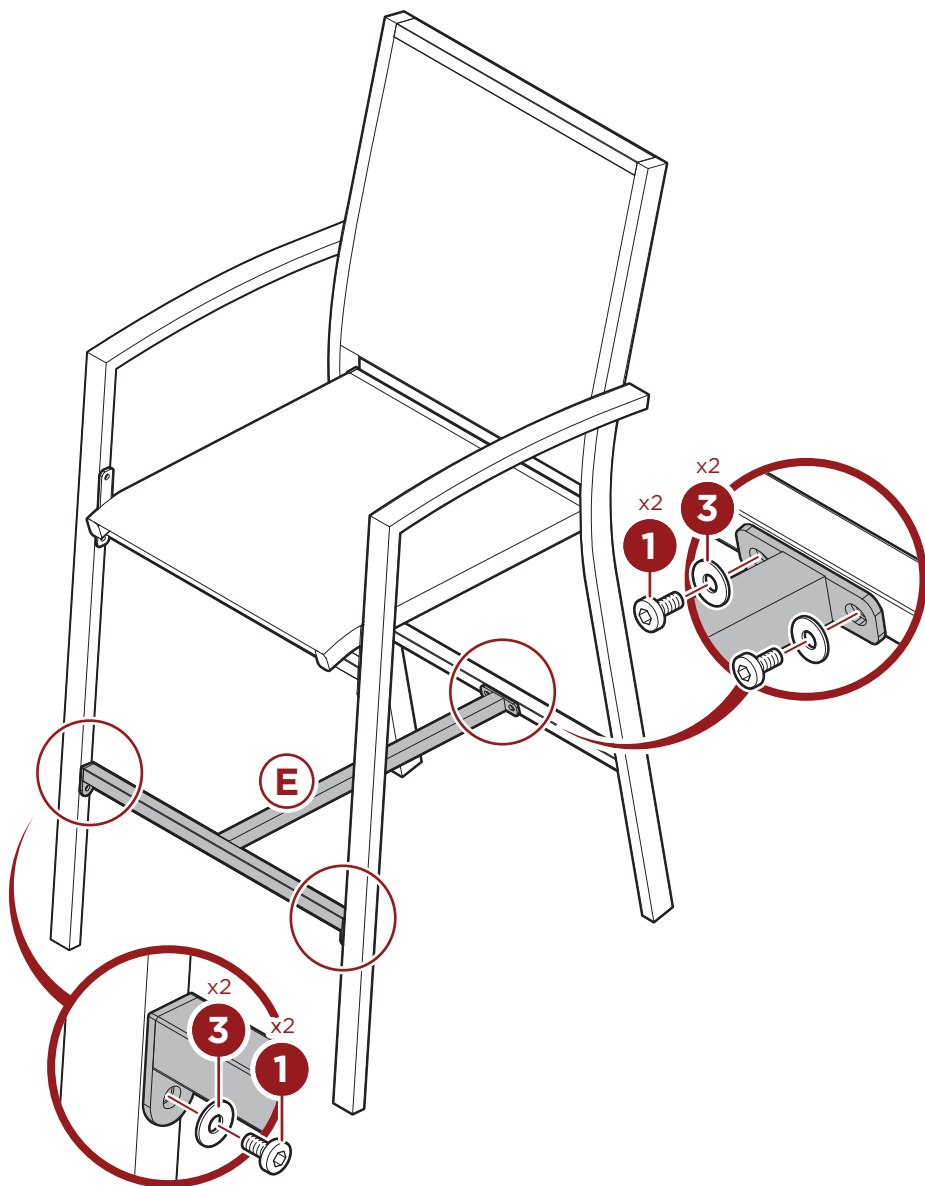
## PRODUCT ASSEMBLY

5

Place the chair assembly upright, then attach the **part E footrest bar** to the **part A & B armrests/legs** with two **part 1 bolts** and two **part 3 washers**.

Secure the **part E footrest bar** to the **part C backrest** with two **part 1 bolts** and two **part 3 washers**.

Repeat **steps 1-5** to assemble a second chair.





# HELP CENTER



Question about your product? We're here to help. Visit us at:

[help.bestchoiceproducts.com](http://help.bestchoiceproducts.com)



Chat Support



Product Inquiry



Orders FAQ



Product Assembly



Returns & Refunds

## PRODUCT WARRANTY INFORMATION

All items can be returned for any reason within 60 days of the receipt and will receive a full refund as long as the item is returned in its original product packaging and all accessories from its original shipment are included. All returned items will receive a full refund back to the original payment method. All returned items will not be charged a re-stocking fee.

All returned items require an RA (Return Authorization) number, which can only be provided by a Best Choice Products Customer Service Representative when the return request is submitted. Items received without an RA may not be accepted or may increase your return processing time. Once an item has been received by Best Choice Products, refunds or replacements will be processed within 5 business days.

All returns must be shipped back to the Best Choice Products Return Center at the customer's expense. If the reason for return is a result of an error by Best Choice Products then Best Choice Products will provide a pre-paid shipping label via email. Boxes for return shipping will not be provided by Best Choice Products, and is the customer's responsibility to either use the original shipping boxes or purchase new boxes.

Pictures may be required for some returns to ensure an item is not damaged prior to its return. Items returned are not considered undamaged until they are received by Best Choice Products and verified as such. All damages to items are the customer's responsibility until the item has been received by and acknowledge by Best Choice Products as undamaged.

© Best Choice Products, Inc. All rights reserved. Distributed by Best Choice Products, Inc. Newport Beach, CA 92660



## WARNING

Manufacturer and seller expressly disclaim any and all liability for personal injury, property damage or loss, whether direct, indirect, or incidental, resulting from the incorrect attachment, improper use, inadequate maintenance, unapproved modification, or neglect of this product.