

# Guided Math: Unit 1, Lesson 9

## Essential Question

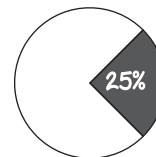
How can we create, organize, and represent mathematical ideas?

## Lesson Objective

We will explore, count, write, and compare numbers.

## Mystery Bag Numbers: Ways to Write Numbers

Place 5 mystery bags in your small-group area and bring one mystery bag to the rug for your whole-group lesson. Explain that mathematicians use different ways of recording numbers. (Make an anchor chart if desired.) Ways to record numbers: digits, numerals, tallies, words, drawings. Explain that students will get each mystery bag and take out the objects. They will count and record different ways to show that number. (See Mystery Bag Recording Sheet.) Model this process showing how to use math tools to record answers on the Mystery Bag Recording Sheet blackline master.



## Lesson Discussion Questions

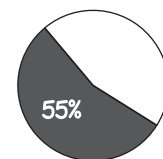
How do you count objects without losing track of which objects you have already counted? Where can I find number words? What if I need to see how to make a number again? Where do I look? Why is it important to write my numbers correctly?

## Materials

- Mystery Bags (Lesson 8)
- Small manipulatives (random quantity between 20 and 100)
- Mystery Bag Recording Sheet blackline masters
- Number Words Anchor Chart

## Small-Group Lesson

You will still be introducing guided math rotations but first start with a small group. Do what is best for your class. You can always save it for a time when you need it. At the back table students will be able to work on mystery bags #2–#6 independently. You will be there to help students stay on track and to correct any issues that you see arise. This is a great time for informal assessment notes. Can they count one to one? How do they work independently? Can they write the number words or is it too difficult at this point? Are they ready for larger numbers?



## Remediate

Work through the bags together as a group, counting, spelling, and recording information until students are ready to work independently.

## On Level

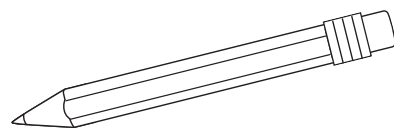
Students show mastery of one-to-one counting and recording. They are able to fill out the recording sheet independently. Ask which bag has a greater number? Estimate and predict what a number might be by the arrangement of objects before counting.

## Enrich

Estimate and predict number of objects by the arrangement of manipulatives. Put bags in order from least to greatest and greatest to least.

# Mystery Bag

## Recording Sheet



digit	number word	drawing
-------	-------------	---------



digit	number word	drawing
-------	-------------	---------



digit	number word	drawing
-------	-------------	---------



digit	number word	drawing
-------	-------------	---------



digit	number word	drawing
-------	-------------	---------



digit	number word	drawing
-------	-------------	---------