




BEST CHOICE
PRODUCTS



INSTRUCTION MANUAL

Christmas Tree



**THIS PRODUCT MAY CONTAIN
FLOCKING POWDER**

For flocked trees, assemble this product outside or on a disposable surface for easy cleanup. Keep out of reach of children and pets if possible. Avoid contact with the face, eyes, and mouth. Wash affected areas thoroughly in case of accidental exposure.

bestchoiceproducts.com



This instruction applies to the 4.5-foot, 6-foot, 7.5-foot, 9-foot, or 12-foot variation of the tree.

bestchoiceproducts.com




OR



OR



OR



OR



4.5-FOOT

6-FOOT

7.5-FOOT

9-FOOT

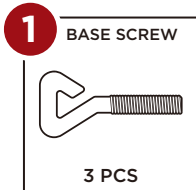
12-FOOT

! NOTICE

Please retain these instructions for future reference.

- Firmly secure all screws before use.
- Product is intended for indoor use only.
- Do not place this tree in a wet location.
- This seasonal product is not intended for permanent installation or use.
- Do not use or store this item in the proximity of open flame, flammable/combustible chemicals, or other strong heat sources.
- If any parts are missing, broken, damaged, or worn, stop using this item until repairs are made and/or factory replacement parts are installed.
- Do not use this item in a way inconsistent with the manufacturer's instructions as this could void the product warranty.
- This product is intended for residential use only.

HARDWARE



LADDER
(REQUIRED)

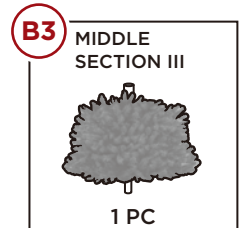
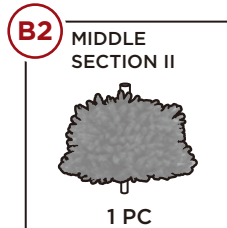
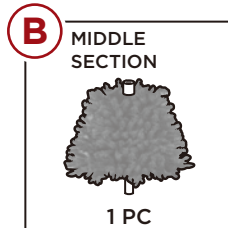
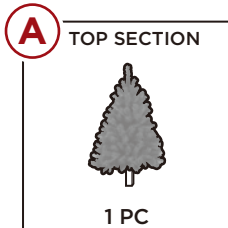


2 PERSON
ASSEMBLY



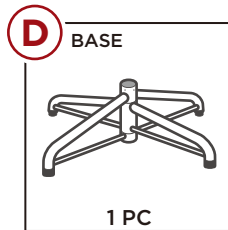
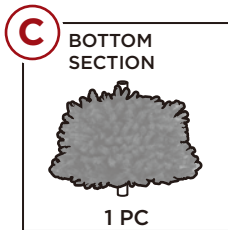
UP TO 120 MIN.
ASSEMBLY

PARTS



FOR 9FT/12FT TREE

FOR 12FT TREE ONLY



NOTE: Wires may come wrapped around frame pieces. Locate and unwrap wires before assembly.



TYPE A



TYPE B

This manual includes two assemblies for two tree types: A & B. **TYPE A** uses an **internal power plug system**, while **TYPE B** uses an **internal plug system**. Identify your tree type before proceeding to assembly.

TYPE A PRODUCT ASSEMBLY

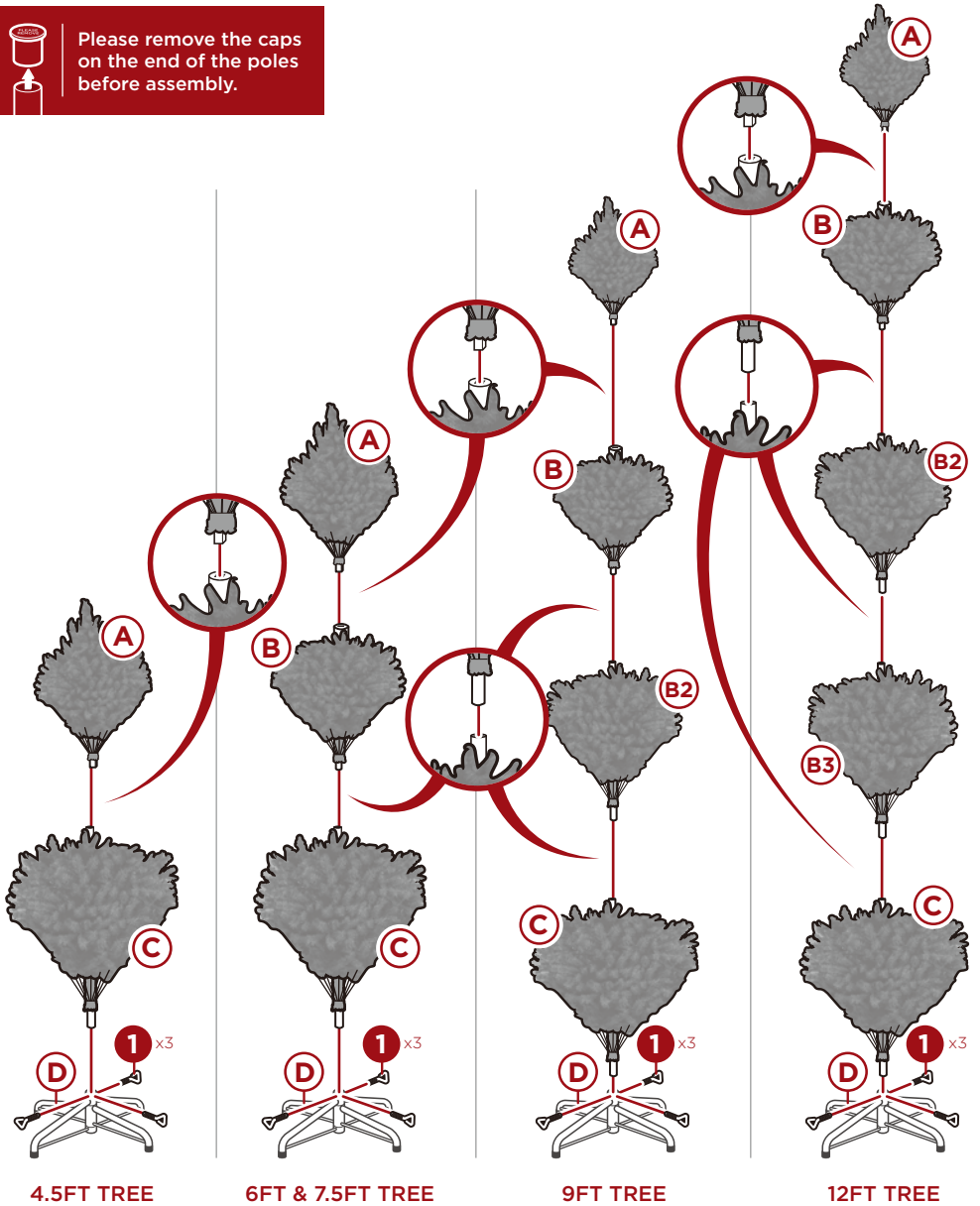
1

Assemble the tree.

NOTE: Bottom section is wider than the middle section.
Make sure sections are arranged in the correct order.



Please remove the caps on the end of the poles before assembly.

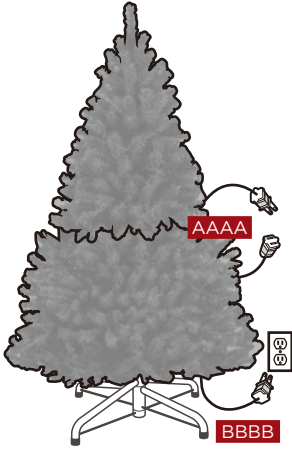


TYPE A PRODUCT ASSEMBLY

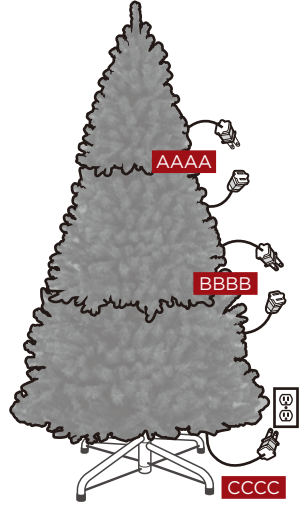
2

Connect all the corresponding plugs.
Spread out the branches and arrange them to your preference.
Insert the bottom plug into a wall outlet to turn the lights on.

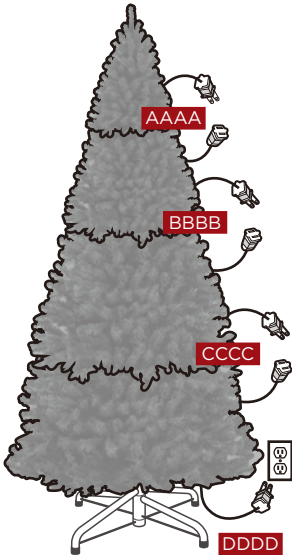
NOTE: Spare bulbs may be included and are attached to the plugs.



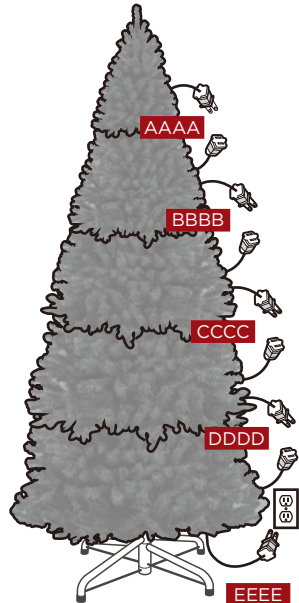
4.5FT TREE



6FT & 7.5FT TREE



9FT TREE



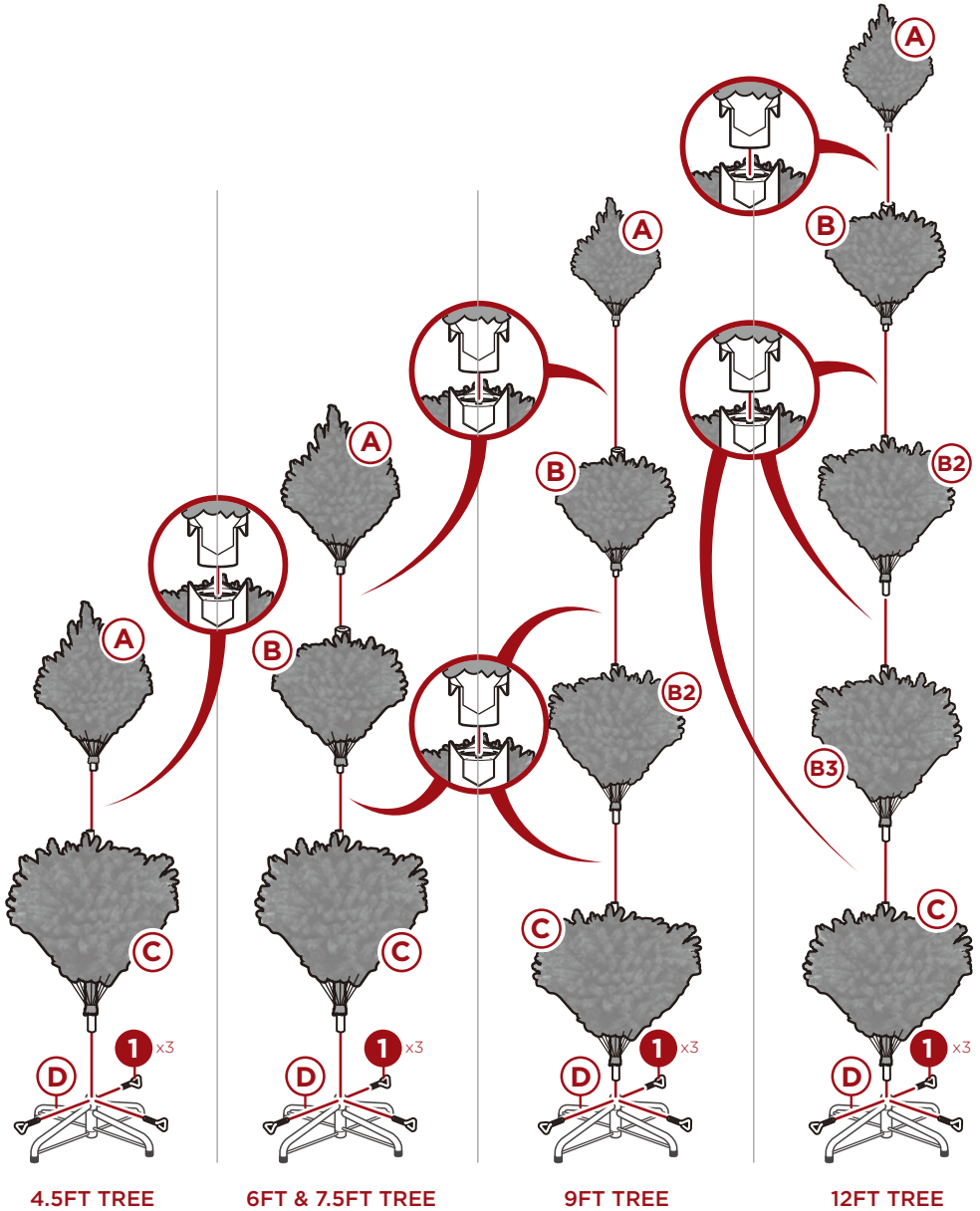
12FT TREE

TYPE B PRODUCT ASSEMBLY

1

Assemble the tree by inserting the corresponding connectors on each section.

NOTE: Bottom section is wider than the middle section.
Make sure sections are arranged in the correct order.




TYPE B PRODUCT ASSEMBLY


3

Insert plug into a wall outlet. Press the pedal switch to toggle lights on/off.


NOTE: Branches come spread out and maintain their shape. Lights are powered through connectors in the pole; make sure they are properly joined.




4.5FT TREE



6FT & 7.5FT TREE



9FT TREE



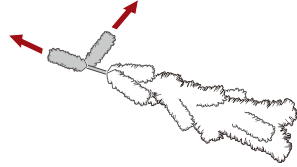
12FT TREE

FLUFFING INSTRUCTIONS

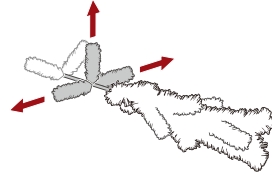
For an optimum appearance and satisfaction, this product **MUST** be fluffed according to the following directions.

NOTE: Start from the interior and work outward.

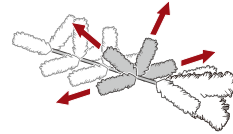
1. Find the innermost branch tips and open them in a "V" shape.



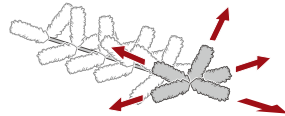
2. Open the next set of (3) branch tips with pointing outward, and one pointing up.



3. Open the next set of (4) branch tips with two pointing outward, and two in a wide "V" shape.



4. Open the next set of (5) branch tips in a five-pointed "Star" shape.



FLUFF TIME (APPROXIMATE)

Christmas Trees	30-120 min.
Wreaths	30-45 min.
Garlands	15-30 min.
Pathway Trees	15-30 min.

CLEANING & STORAGE

- Store this tree in a cool and dry place away from heat and moisture.
- Before putting this tree in storage, do the following:
 - Completely remove all decorations.
 - Clean the tree with a slightly dampened cloth and let it dry naturally.
 - Raise all branches to original upright position; make sure not to damage any branches in the process.

Earn points while you shop. Join today!

bestchoiceproducts
rewards\$

Join | Earn | Redeem

Give your friends 15% off their first order! For each successful referral you'll receive 100 points.

bestchoiceproducts.com



HELP CENTER



Question about your product? We're here to help. Visit us at:

help.bestchoiceproducts.com



Chat Support



Product Inquiry



Orders FAQ



Product Assembly



Returns & Refunds

PRODUCT WARRANTY INFORMATION

All items can be returned for any reason within 60 days of the receipt and will receive a full refund as long as the item is returned in its original product packaging and all accessories from its original shipment are included. All returned items will receive a full refund back to the original payment method. All returned items will not be charged a re-stocking fee.

All returned items require an RA (Return Authorization) number, which can only be provided by a Best Choice Products Customer Service Representative when the return request is submitted. Items received without an RA may not be accepted or may increase your return processing time. Once an item has been received by Best Choice Products, refunds or replacements will be processed within 5 business days.

All returns must be shipped back to the Best Choice Products Return Center at the customer's expense. If the reason for return is a result of an error by Best Choice Products then Best Choice Products will provide a pre-paid shipping label via email. Boxes for return shipping will not be provided by Best Choice Products, and is the customer's responsibility to either use the original shipping boxes or purchase new boxes.

Pictures may be required for some returns to ensure an item is not damaged prior to its return. Items returned are not considered undamaged until they are received by Best Choice Products and verified as such. All damages to items are the customer's responsibility until the item has been received by and acknowledge by Best Choice Products as undamaged.

WARNING

Manufacturer and seller expressly disclaim any and all liability for personal injury, property damage or loss, whether direct, indirect, or incidental, resulting from the incorrect attachment, improper use, inadequate maintenance, unapproved modification, or neglect of this product.