



Optima[®] Sensor Faucet

EAF-200-HLT-CP-0.35GPM-MLM-IQ-CO-FCT

Product description

Hardwired Less Transformer Power Supply, Mixer Not Included, Polished Chrome Finish, 0.35 gpm, Multi-Laminar Spray, Infrared Sensor, Optima[®] Hardwired-Powered Deck-Mounted Mid Body Faucet.

Compliances & Certifications



(ADA Compliant, ASME A112.18.1 Compliant, BREEAM Materials Credit, BREEAM Water Credit, CalGreen Compliant, Carbon Neutral, CEC Compliant, EPD, Green Globes Credit, Green Globes Water, HPD, LEED Credit, LEED HPD, LEED Water, NSF-61/CAN-61, NYC604.4, Proposition 65, Satisfies LEED Credits, TAS, WELL Building Standard)

Code 3335164T








Finish

 Polished Chrome (CP)

Connectivity

 Bluetooth Adapter

Downloads

-  [EAF 200_225_250_275 Installation Instructions.pdf](#)
-  [EAF 200_225_250_275 \(SP\) Installation Instructions.pdf](#)
-  [Faucet Spray Heads Maintenance Guide.pdf](#)
-  [Optima Plus EAF 200 Repair and Maintenance Guide.pdf](#)
-  [Faucet and Soap Dispenser Brochure.pdf](#)
-  [Faucets Brochure \(Spanish\).pdf](#)
-  [Additional Downloads](#)

Videos

 Sloan Connect App[®]

Details

- Flow Rate: 0.35 gpm (1.3 Lpm) (0.35GPM)
- Spray Type: Multi-Laminar (MLM)
- Sensor Type: Infrared
- Mounting Type: Single Hole
- Power Supply: Hardwired Less Transformer (HLT)
- Temperature Mixer: Mixer Not Included
- Finish: Polished Chrome (CP)
- Factory Default Timeout: 30s
- Factory Default GPC: 0.175 gpc

Features

Commercial Grade, ADA Compliant, Electronic, Sensor-Activated, Die-Cast Metal Hand Washing Faucet with the following features:

- Double Infrared Sensors with Automatic Setting Feature and Microprocessor
- Automatic Self-adapting Sensor Technology
- Magnetic Solenoid Valve
- Water Supply Connection with Flexible High-pressure Hose and Strainer
- 6 Volt DC Plug-in Adapter (must be ordered separately for Less Adapter/Transformer (-LT) faucets)
- Appropriate Mounting Hardware included
- 3 year limited warranty
- Chrome plated finish
- 0.35GPM flow pattern Rate with multi-laminar flow pattern
- AC Powered faucet less transformer (-LT), includes daisy chain connector for connecting up to 6 faucets.

Electrical specifications

- Sensor Range: 4" -5" (102-127 mm)
- Timeout Adjustment Setting: 30 Seconds

Warranty

[View Warranty Information](#)

Notes

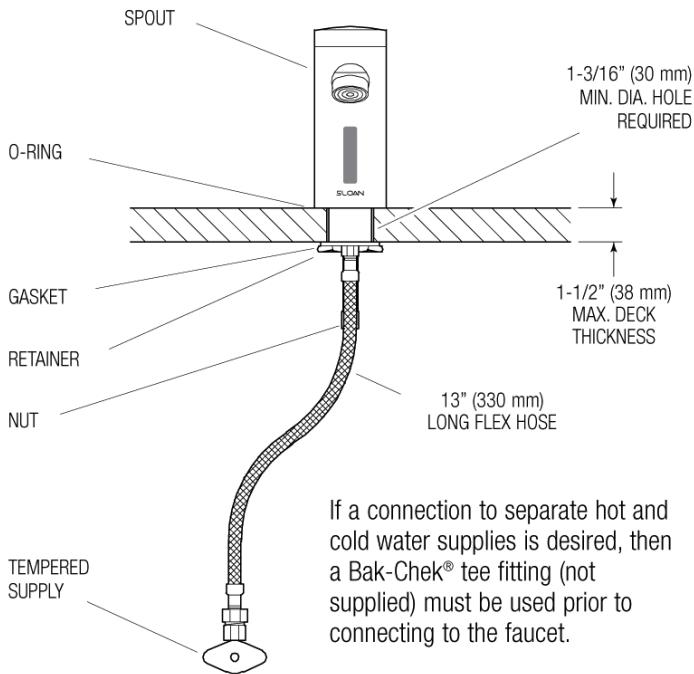
All information contained within this document subject to change without notice.

Looking for other variations of the EAF-200 product? [View the general spec sheet with all options.](#)

[Find a matching soap dispenser](#) for this faucet.

[Find a compatible sink](#) for this faucet

EAF-200
Faucets with Single Line Water Supply



EAF-200-ISM, EAF-200-ISM-IC AND EAF-200-ISM-DPU-IC
Faucets with Hot and Cold Water Supply

