

## Features

- Includes faceplate with handle
- A single handle controls both on/off activation and temperature setting
- Integrated push-button diverter
- Complements Artifacts faucets and accessories

## Material

- Premium material construction with metal handle ensures reliability and durability
- KOHLER® finishes resist corrosion and tarnishing

## Installation

- Trim only; requires valve to complete installation (sold separately)

## Required Products/Accessories

K-11748 Series Rite-Temp® Valves

## Recommended Products/Accessories

K-23723 Faucet cleaner

## Optional Products/Accessories

1204798 Deep Rough-in Kit for Rite-Temp Valve



**ADA** **CSA B651** **OBC**

## Codes/Standards

ASME A112.18.1/CSA B125.1

ADA

ICC/ANSI A117.1

CSA B651

OBC











IAPMO Certification

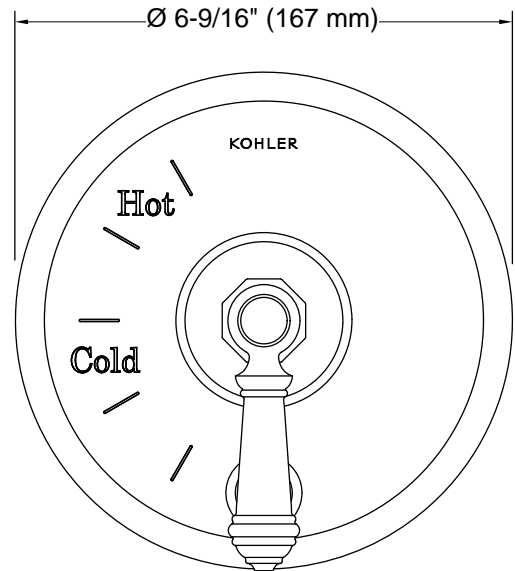
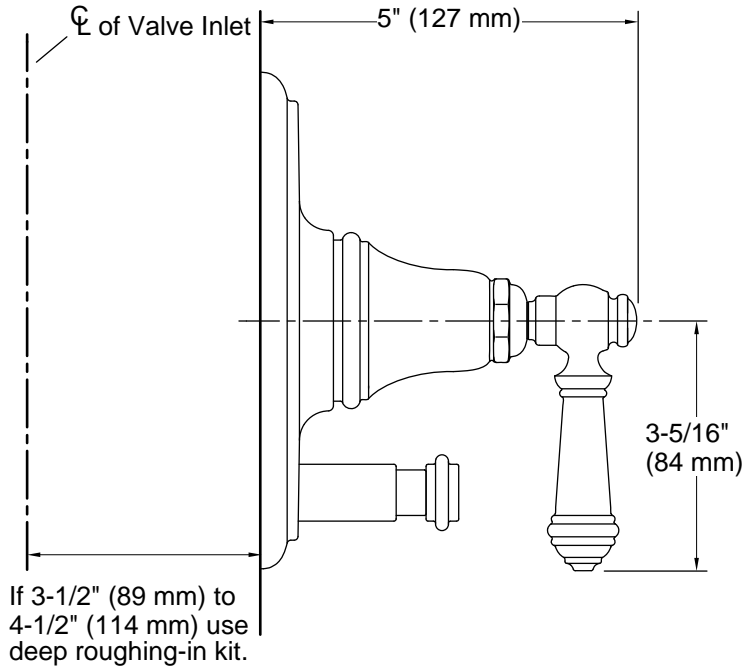
## KOHLER® Faucet Lifetime Limited Warranty

See website for detailed warranty information.

## Available Colors/Finishes

*Color tiles intended for reference only.*

Color	Code	Description
	CP	Polished Chrome
	SN	Vibrant® Polished Nickel
	AF	Vibrant® French Gold
	BN	Vibrant® Brushed Nickel
	BV	Vibrant® Brushed Bronze
	2BZ	Oil-Rubbed Bronze
	BL	Matte Black
	2MB	Vibrant® Brushed Moderne Brass
	TT	Vibrant Titanium
	DR	Deep Bronze



**Technical Information**

All product dimensions are nominal.

**Handshower:**

Rated maximum flow: 0 gal/min (0 l/min)

**Notes**

Install this product according to the installation instructions.

Avoid cross-flow conditions. Do not install shut-off device on either valve outlet.

Install straight pipe or tube drop of 7" (178 mm) to 18" (457 mm) with single elbow between the valve and wall-mount spout.

ADA, OBC, CSA B651 compliant when installed to the specific requirements of these regulations.