

JOORUM

INTERNATIONAL



THE
SUMMER
COLLECTION
— 2021





THE SUMMER COLLECTION

THE RIGHT DESIGN FOR ANY IDEA

Find Your Distinctive Style.


With an enormous selection of designs and finishes to choose from, you'll find the perfect fixture that allows you to express your own personal taste and create the mood of comfort and style that only a beautiful lighting fixture can achieve. If you want to set your home apart – then you are holding the right catalog! If you prefer to shop online, you're invited to browse our entire collection of lighting and ceiling fans at QuorumInternational.com




| | |
|--|------------|
| Lighting Families | 006 |
| Outdoor Lighting Styles | 010 |
| Indoor Fans | 012 |
| Patio Fans | 020 |
| Indoor Fan Light Kits & Blade Alternatives..... | 030 |
| Oxygen Summer Introduction | 032 |
| Index | 044 |



How to Read the Specifications

Finish codes are found at the end of the item number


6122-9-65
 31"(w) x 23"(h) - (9) 60W M
 Satin Nickel | Satin Opal Glass

Chandelier  product type & product number
6122-9-65
 31"(w) x 23"(h) - (9) 60W M  dimensions & lamping
 Satin Nickel | Satin Opal Glass  finish shown



Fixture's Available Finishes

Every lighting family in the 2021 Lighting catalog now shows a representation of the finish that the family is available in.


The Rossington Series Available Finishes:



-65 STN
Satin Nickel
Satin Opal Glass



-80 AGB
Aged Brass
Satin Opal Glass



-86 OB
Oiled Bronze
Satin Opal Glass



-265 STN
Satin Nickel
Clear Seeded Glass



-280 AGB
Aged Brass
Clear Seeded Glass



-286 OB
Oiled Bronze
Clear Seeded Glass

Specification Charts

A detailed specification chart can be found on the last page of each fixture family grouping

Rossington Series

| Item # | dimensions | bulbs | finishes | page |
|--------------------|--------------------|-----------|---------------------------------|------|
| chandeliers | | | | |
| 6022-5-XX | 22"(w) x 25.25"(h) | (5) 60W C | -65, -80, -86 | 244 |
| 6022-9-XX | 27"(w) x 23.5"(h) | (9) 60W C | -65, -80, -86 | 243 |
| 6122-3-XX | 18"(w) x 19"(h) | (3) 60W M | -65, -80, -86, -265, -280, -286 | 243 |
| 6122-5-XX | 25"(w) x 25"(h) | (5) 60W M | -65, -80, -86, -265, -280, -286 | 244 |
| 6122-9-XX | 31"(w) x 23"(h) | (9) 60W M | -65, -80, -86, -265, -280, -286 | 241 |
| dual mounts | | | | |
| 2822-18-XX | 18"(w) x 18.5"(h) | (4) 60W C | -65, -80, -86 | 246 |
| 2922-13-XX | 13"(w) x 13.5"(h) | (2) 75W M | -65, -80, -86 | 241 |

bulb type & wattage

find the item on this page

available finish codes

Different by Design

Exceptional design is impossible to ignore. When perfectly executed, it breaks through the mundane and captivates the senses. It's something we take very seriously at Quorum International. That's why our products are designed in-house by our award-winning industrial design team. Once our products are designed and manufactured, we offer them to our Authorized Quorum Distributors who, in turn, provide them to customers, who appreciate the innovation, value and workmanship that go into each fixture.

Headquartered in Fort Worth, Texas, Quorum is an industry leader in service, quality and style, and we are honored that our distributors and customers continue to rely on us for those very things.

Please enjoy our catalog and we look forward to providing you with beautifully functional and inspiring products.



Do you have copies of the
2021 Quorum Lighting and Fan Catalogs?

Request Yours Today!



To view our complete collection please visit

Quoruminternational.com



Empire



Chandelier
629-9-6980

30" (w) x 25" (h) - (9) 60W C
Noir/Aged Brass | Clear Fluted Glass

Mini Pendant
329-6980

4" (w) x 7" (h)* - (1) 100W M
Noir/Aged Brass | Clear Fluted Glass
*Supplied with 1-8", 1-12", 1-16" stems and 1' of chain to
customize hanging height.

The Empire Series Available Finish:



-6980 NR/AGB
Noir/Aged Brass
Clear Fluted Glass



Chandelier
629-96980

28" (w) x 30" (h) - (9) 60W C
Noir/Aged Brass | Clear Fluted Glass



Chandelier
629-6-6980

26" (w) x 21.25" (h) - (6) 60W C
Noir/Aged Brass | Clear Fluted Glass



Vanity
529-4-6980
29" (w) x 8.25" (h) x 5.5" (ext) - (4) 100W M
Noir/Aged Brass | Clear Fluted Glass



Vanity
529-3-6980
20.75" (w) x 8.25" (h) x 5.5" (ext) - (3) 100W M
Noir/Aged Brass | Clear Fluted Glass



Wall Mount
529-1-6980
4.5" (w) x 8.25" (h) x 5.5" (ext) - (1) 100W M
Noir/Aged Brass | Clear Fluted Glass



Vanity
529-2-6980
12.5" (w) x 8.25" (h) x 5.5" (ext) - (2) 100W M
Noir/Aged Brass | Clear Fluted Glass








Entry
829-3-6980
 13"(w) x 23.5"(h) - (3) 60W C
 Noir/Aged Brass | Clear Fluted Glass



Entry
829-5-6980
 16"(w) x 24.75"(h) - (5) 60W C
 Noir/Aged Brass | Clear Fluted Glass

Empire Series

| | Item # | dimensions | bulbs | finishes | page |
|---|--------------------|----------------------------------|------------|----------|------|
|  | chandeliers | | | | |
| | 629-96980 | 28"(w) x 30"(h) | (9) 60W C | -6980 | 007 |
| | 629-9-6980 | 30"(w) x 25"(h) | (9) 60W C | -6980 | 006 |
|  | entries | | | | |
| | 629-6-6980 | 26"(w) x 21.5"(h) | (6) 60W C | -6980 | 007 |
|  | pendant | | | | |
| | 829-5-6980 | 16"(w) x 24.75"(h) | (5) 60W C | -6980 | 009 |
| | 829-3-6980 | 13"(w) x 23.5"(h) | (3) 60W C | -6980 | 009 |
|  | vanities | | | | |
| | 329-6980 | 4"(w) x 7"(h) | (1) 100W M | -6980 | 006 |
| | 529-4-6980 | 29"(w) x 8.25"(h) x 5.5"(ext) | (4) 100W M | -6980 | 008 |
| | 529-3-6980 | 20.75"(w) x 8.25"(h) x 5.5"(ext) | (3) 100W M | -6980 | 008 |
|  | wall mount | | | | |
| | 529-2-6980 | 12.5"(w) x 8.25"(h) x 5.5"(ext) | (2) 100W M | -6980 | 008 |
| | 529-1-6980 | 4.5"(w) x 8.25"(h) x 5.5"(ext) | (1) 100W M | -6980 | 008 |

The Empire Series Available Finish:



-6980 NR/AGB
 Noir/Aged Brass
 Clear Fluted Glass

Artemis LED Outdoor



Wall Mount

917-16-69

6" (w) x 16" (h) x 2.75" (ext) - (2) 12W, 3000k, 90CRI,
120V Dimmable LED

Noir | Matte White Acrylic

Wet Listed



Wall Mount

917-20-69

6" (w) x 20" (h) x 2.75" (ext) - (2) 18W, 3000k, 90CRI,
120V Dimmable LED

Noir | Matte White Acrylic

Wet Listed

The Artemis Outdoor Series Available Finish:



-69 NR

Noir

Matte White Acrylic



Wall Mount

917-24-69

6" (w) x 24" (h) x 2.75" (ext) - (2) 23W, 3000k, 90CRI,
120V Dimmable LED

Noir | Matte White Acrylic

Wet Listed

Expo 60"



AVAILABLE FINISHES



20603-65
 Satin Nickel
 Silver | Weathered Gray Blades
 (2) 9W M, 3000K, 80CRI
 Non-Dimming LED Bulbs (Included)

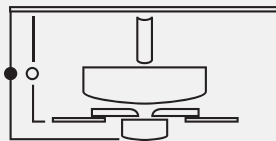


20603-59
 Matte Black
 Matte Black | Weathered Gray Blades
 (2) 9W M, 3000K, 80CRI
 Non-Dimming LED Bulbs (Included)



20603-8
 Studio White
 White Blades
 (2) 9W M, 3000K, 80CRI
 Non-Dimming LED Bulbs (Included)

HEIGHT CHART



FAN HEIGHT

Using 6" Downrod
 ● Distance of 15.75"
 ○ Distance of 11.5"

GENERAL SPECS

3 Finishes Available
 Lifetime Motor Warranty
 Three Blades
 60" Blade Sweep
 12.5-Degree Blade Pitch
 80" Lead Wire
 6" Downrod Included

MECHANICAL SPECS

153x15 Motor Size
 3 Speeds-Reversible
 14 Poles
 .50/.40/.23 AMPS on H/M/L
 61/37/12 WATTS on H/M/L
 141/110/63 RPMS on H/M/L
 LED Light Kit is (2) 9W M, 3000K, 80CRI (non-dimmable)
 Triple Capacitor
 Remote Control Adaptable

ENERGY SPECS

Energy Information at High Speed
 Airflow: 5560 Cubic Feet/Minute
 Electricity Use: 59 Watts (Excludes Lights)
 Airflow Efficiency: 94 Cubic Feet/Minute/Watt
 Visit QuorumInternational.com for DOE Energy Guide

BULB TYPE



Medium Frosted LED



REMOTE CONTROL OPTIONS



7-1305-0



7-501-0

Lurus 64"



AVAILABLE FINISHES



30643-65
Satin Nickel
Weathered Gray Blades
Supplied with hardware for traditional or hugger mount options



30643-65
Hugger Option

AVAILABLE FINISHES



30643-59
Matte Black
Weathered Gray Blades
Supplied with hardware for traditional or hugger mount options

30643-59
Hugger Option



30643-8
Studio White
Weathered Gray Blades
Supplied with hardware for traditional or hugger mount options

30643-8
Hugger Option



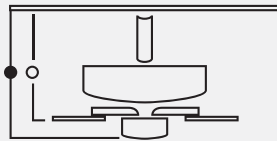
**Optional Light Kit
8-306-65**

8" (w) x 2" (h) - (1) 18W, 120V, 3000K, 90CRI,
Dimmable LED (Included) Satin Nickel | Satin Opal Glass
Light Kit shown on 30643-65 ceiling fan (hugger option)

**Optional Light Kit
8-306-59**

8" (w) x 2" (h) - (1) 18W, 120V, 3000K, 90CRI,
Dimmable LED (Included) Matte Black | Satin Opal Glass
Light Kit shown on 30643-59 ceiling fan (downrod option)

HEIGHT CHART - DOWNROD



FAN HEIGHT

- Using 6" Downrod
- Distance of 14.25"
- Distance of 12.25"

HEIGHT CHART - HUGGER



FAN HEIGHT

- Distance of 9.25"
- Distance of 7.25"

GENERAL SPECS

- 3 Finishes Available
- Lifetime Motor Warranty
- Three Blades
- 64" Blade Sweep
- 14-Degree Blade Pitch
- 80" Lead Wire
- 6" Downrod Included

MECHANICAL SPECS

- DC Motor
- 6 Speeds-Reversible
- 8 Poles
- .38/.27/.19/.12/.08/.05 AMPS on H/M/L
- 30/20/13/8/5/3 WATTS on H/M/L
- 140/123/105/86/69/50 RPMS on H/M/L
- Optional LED Light Kit Available

ENERGY SPECS - DOWNROD

- Energy Information at High Speed
- Airflow: 9567 Cubic Feet/Minute
- Electricity Use: 33 Watts (Excludes Lights)
- Airflow Efficiency: 289 Cubic Feet/Minute/Watt
- Visit QuorumInternational.com for DOE Energy Guide

ENERGY SPECS - HUGGER

- Energy Information at High Speed
- Airflow: 8113 Cubic Feet/Minute
- Electricity Use: 33 Watts (Excludes Lights)
- Airflow Efficiency: 246 Cubic Feet/Minute/Watt
- Visit QuorumInternational.com for DOE Energy Guide

WALL CONTROL



Included



Maxwell 52"



AVAILABLE FINISHES



37525-65
 Satin Nickel | Satin Opal Glass
 Silver | Weathered Gray Blades
 (2) 9W, 120V, 3000K, 80CRI, Non-Dimming LED (Included)

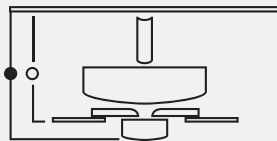


37525-59
 Matte Black | Satin Opal Glass
 Matte Black | Weathered Gray Blades
 (2) 9W, 120V, 3000K, 80CRI, Non-Dimming LED (Included)



37525-8
 Studio White | Satin Opal Glass
 Studio White | Weathered Gray Blades
 (2) 9W, 120V, 3000K, 80CRI, Non-Dimming LED (Included)

HEIGHT CHART



FAN HEIGHT

Using 4" Downrod
 ● Distance of 16.75"
 ○ Distance of 10.25"

GENERAL SPECS

3 Finishes Available
 Lifetime Motor Warranty
 Five Blades
 52" Blade Sweep
 12.5-Degree Blade Pitch
 80" Lead Wire
 4" & 6" Downrods Included

MECHANICAL SPECS

153x17 Motor Size
 3 Speeds-Reversible
 14 Poles
 .48/.32/.21 AMPS on H/M/L
 57/26/11 WATTS on H/M/L
 175/120/78 RPMS on H/M/L
 LED Light Kit is (2) 9W M, 3000K, 80CRI (non-dimmable)
 Triple Capacitor
 Remote Control Adaptable

ENERGY SPECS

Energy Information at High Speed
 Airflow: 4442 Cubic Feet/Minute
 Electricity Use: 58 Watts (Excludes Lights)
 Airflow Efficiency: 76 Cubic Feet/Minute/Watt
 Visit QuorumInternational.com for DOE Energy Guide

BULB TYPE



Medium Frosted LED



REMOTE CONTROL OPTIONS



7-1305-0



7-501-0

Aerovon 60" Industrial Fan



AVAILABLE FINISHES



60603-65
Satin Nickel
Silver ABS Blades

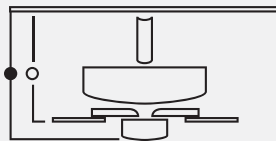


60603-59
Matte Black
Matte Black ABS Blades



60603-8
Studio White
Studio White ABS Blades

HEIGHT CHART



FAN HEIGHT

Using 6" Downrod
● Distance of 15.5"
○ Distance of 11.25"

GENERAL SPECS

3 Finishes Available
Limited Lifetime Motor Warranty
Three ABS Blades
60" Blade Sweep
22-Degree Blade Pitch
80" Lead Wire
6" Downrod Included

MECHANICAL SPECS

172 x 20 Motor Size
4 Speeds w/ Wall Control
16 Poles
Forward Speed Only - Non-Reversible
.38/.30/.23/.17 AMPS on H/M/L
45/29/17/9 WATTS on H/M/L
142/110/83/58 RPMS on H/M/L
4 Speed Wall Control Included
Not Light Kit Adaptable
UL Damp Listed

ENERGY SPECS

Energy Information at High Speed
Airflow: 4961 Cubic Feet/Minute
Electricity Use: 43 Watts (Excludes Lights)
Airflow Efficiency: 115 Cubic Feet/Minute/Watt
Visit QuorumInternational.com for DOE Energy Guide

WALL CONTROL



Included



Marino 54"



AVAILABLE FINISHES



97543-65
 Satin Nickel | Satin Opal Glass
 Silver ABS Blades
 (1) 18W, 120V, 3000K, 90CRI, Dimmable LED (Included)

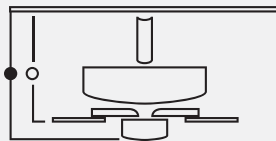


97543-59
 Matte Black | Satin Opal Glass
 Matte Black ABS Blades
 (1) 18W, 120V, 3000K, 90CRI, Dimmable LED (Included)



97543-8
 Studio White | Satin Opal Glass
 Studio White ABS Blades
 (1) 18W, 120V, 3000K, 90CRI, Dimmable LED (Included)

HEIGHT CHART



FAN HEIGHT

- Using 4" Downrod
- Distance of 12.25"
- Distance of 10.25"

GENERAL SPECS

- 3 Finishes Available
- Lifetime Motor Warranty
- Three ABS Blades
- 54" Blade Sweep
- 14-Degree Blade Pitch
- 80" Lead Wire
- 4" & 6" Downrods Included

MECHANICAL SPECS

- DC Motor
- 6 Speeds-Reversible w/ Wall Control
- 8 Poles
- .22/.16/.11/.07/.06/.05 AMPS on H/M/L
- 16/11/7/5/3/2 WATTS on H/M/L
- 165/147/127/101/73/52 RPMS on H/M/L
- 18W LED Light Kit Included

ENERGY SPECS

- Energy Information at High Speed
- Airflow: 6088 Cubic Feet/Minute
- Electricity Use: 19 Watts (Excludes Lights)
- Airflow Efficiency: 320 Cubic Feet/Minute/Watt
- Visit QuorumInternational.com for DOE Energy Guide

BULB TYPE



LED Module

WALL CONTROL



Included



Cirque 60"



AVAILABLE FINISHES




46012-65

Satin Nickel
 Silver ABS Blades
 (1) 18W, 3000K, 90CRI Dimming LED (Included)



46012-5942

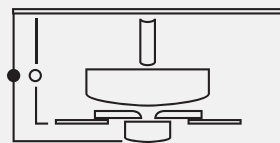
Matte Black
 Weathered Grey ABS Blades
 (1) 18W, 3000K, 90CRI Dimming LED (Included)



46012-59

Matte Black
 Matte Black ABS Blades
 (1) 18W, 3000K, 90CRI Dimming LED (Included)

HEIGHT CHART



FAN HEIGHT

Using 6" Downrod
 ● Distance of 15"
 ○ Distance of 12.5"

GENERAL SPECS

3 Finishes Available
 Lifetime Motor Warranty
 Twelve ABS Blades
 60" Blade Sweep
 14-Degree Blade Pitch
 80" Lead Wire
 6" Downrod Included

MECHANICAL SPECS

DC Motor
 6 Speeds-Reversible w/ Wall Control
 8 Poles
 .39/.26/.20/.14/.09/.07 AMPS on H/M/L
 31/21/14/12/9/5 WATTS on H/M/L
 100/90/80/70/60/50 RPMS on H/M/L
 18W LED Light Kit Included
 Wall Control Included
 Not Hugger Adaptable

ENERGY SPECS

Energy Information at High Speed
 Airflow: 7130 Cubic Feet/Minute
 Electricity Use: 31 Watts (Excludes Lights)
 Airflow Efficiency: 230 Cubic Feet/Minute/Watt
 Visit QuorumInternational.com for DOE Energy Guide

BULB TYPE



LED Module

WALL CONTROL



Included



INSTALLATION NOTE

Multiple fans installed on the same circuit require individual wall controls and switch legs. The power supply wire from the control to the fans cannot be shared.

Cirque 72"



AVAILABLE FINISHES




47212-65

Satin Nickel
 Silver ABS Blades
 (1) 18W, 3000K, 90CRI Dimming LED (Included)



47212-5942

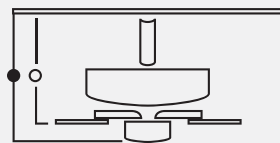
Matte Black
 Weathered Grey ABS Blades
 (1) 18W, 3000K, 90CRI Dimming LED (Included)



47212-59

Matte Black
 Matte Black ABS Blades
 (1) 18W, 3000K, 90CRI Dimming LED (Included)

HEIGHT CHART



FAN HEIGHT

Using 6" Downrod
 ● Distance of 15"
 ○ Distance of 12.5"

GENERAL SPECS

3 Finishes Available
 Lifetime Motor Warranty
 Twelve ABS Blades
 72" Blade Sweep
 14-Degree Blade Pitch
 80" Lead Wire
 6" Downrod Included

MECHANICAL SPECS

DC Motor
 6 Speeds-Reversible w/ Wall Control
 8 Poles
 .38/.24/.16/.11/.06/.04 AMPS on H/M/L
 30/18/12/8/4/2 WATTS on H/M/L
 81/70/60/51/41/30 RPMS on H/M/L
 18W LED Light Kit Included
 Wall Control Included
 Not Hugger Adaptable

ENERGY SPECS

Energy Information at High Speed
 Airflow: 8739 Cubic Feet/Minute
 Electricity Use: 28 Watts (Excludes Lights)
 Airflow Efficiency: 312 Cubic Feet/Minute/Watt
 Visit QuorumInternational.com for DOE Energy Guide

BULB TYPE



LED Module

WALL CONTROL



Included



INSTALLATION NOTE

Multiple fans installed on the same circuit require individual wall controls and switch legs. The power supply wire from the control to the fans cannot be shared.

Titus 80"



AVAILABLE FINISHES



20806-65
Satin Nickel
Silver ABS Blades



20806-59
Matte Black
Matte Black ABS Blades

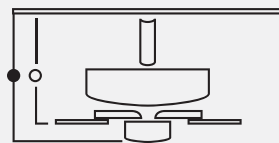


20806-8
Studio White
Studio White ABS Blades



Optional Light Kit
8-208-59*
7.75" (w) x 2.125" (h) - (1) 18W, 120V, 3000K, 90CRI,
Dimmable LED (Included) Matte Black | White Lens
Light Kit shown on 37525-59 ceiling fan
*also available in Studio White (-8) and Satin Nickel (-65)

HEIGHT CHART



FAN HEIGHT

Using 6" Downrod
● Distance of 15.25"
○ Distance of 13.25"

GENERAL SPECS

3 Finishes Available
Lifetime Motor Warranty
Five Blades
80" Blade Sweep
25-Degree Blade Pitch
80" Lead Wire
6" Downrod Included

MECHANICAL SPECS

DC Motor
6 Speeds-Reversible w/ Wall Control
.40/.32/.22/.17/.12/.08 AMPS on H/M/L
31/24/17/12/8/5 WATTS on H/M/L
95/87/78/69/60/51 RPMS on H/M/L
Optional LED Light Kit Available

ENERGY SPECS

Energy Information at High Speed
Airflow: 9175 Cubic Feet/Minute
Electricity Use: 32 Watts (Excludes Lights)
Airflow Efficiency: 286 Cubic Feet/Minute/Watt
Visit QuorumInternational.com for DOE Energy Guide

BULB TYPE



Medium Frosted LED

WALL CONTROL



Included



Light Kit



1011-959* (shown)

8.125"(w) x 4"(h) - (1) 18W, 3000K, 90CRI Dimmable LED Module
Matte Black | Satin Opal Glass
UL Damp

Additional Finishes:



1011-986*
Oiled Bronze
Satin Opal Glass



1011-980*
Aged Brass
Satin Opal Glass



1011-965*
Satin Nickel
Satin Opal Glass



1011-908*
Studio White
Satin Opal Glass



1011-906*
White
Satin Opal Glass

Blade Alternatives



Breeze 52" Blade Option
5250202123
Black Walnut
Blade Tip - Semi Square
Blades shown on 7052-8 ceiling fan



Breeze 60" Blade Option
6050202123
Black Walnut
Blade Tip - Semi Square
Blades shown on 7060-65 ceiling fan

oxygen

SUMMER INTRODUCTION

2021

you need it
residential & commercial

oxygenlighting.com



Iota



Iota Sconce
3-554-1524

5"(w) x 8"(h) x 5.75"(ext)
1 x 5.6w, 120v, 90CRI 3000k Triac Dimming LED
Black/Satin Nickel | Matte White Diffuser
Damp Listed



Iota Sconce
3-554-1540

5"(w) x 8"(h) x 5.75"(ext)
1 x 5.6w, 120v, 90CRI 3000k Triac Dimming LED
Black/Aged Brass | Matte White Diffuser
Damp Listed





Albedo 19" Outdoor Sconce
3-771-15

5"(w) x 19"(h) x 6.625"(ext)
1 x 8w, 120v, 90CRI 3000k LED
Black | Clear Bubble Glass
Wet Listed

OUTDOOR



Albedo 24" Outdoor Sconce
3-772-15

5"(w) x 24.25"(h) x 6.625"(ext)
1 x 10w, 120v, 90CRI 3000k LED
Black | Clear Bubble Glass
Wet Listed

ALBEDO SERIES **037**

Arté Outdoor





Arté 14" Outdoor Sconce
3-759-15
6.75"(w) x 13.625"(h) x 7.625"(ext)
2 x 4w, 120v, 90CRI 3000k LED
Black | Clear Bubble Glass
Wet Listed




Arté 19" Outdoor Sconce
3-760-15
9"(w) x 19"(h) x 10"(ext)
2 x 5w, 120v, 90CRI 3000k LED
Black | Clear Bubble Glass
Wet Listed

Taurus Outdoor



Taurus 12" Outdoor Sconce
3-773-15

4.75"(w) x 12.5"(h) x 4.5"(ext)
1 x 8w, 120v, 90CRI 3000k LED
Black | Clear Bubble Glass
Wet Listed



Taurus 18" Outdoor Sconce
3-774-15

6.75"(w) x 18"(h) x 6.75"(ext)
1 x 10w, 120v, 90CRI 3000k LED
Black | Clear Bubble Glass
Wet Listed




OUTDOOR



TAURUS SERIES 041

Verve Outdoor



Verve 14" Outdoor Sconce
3-761-15

6"(w) x 14"(h) x 4"(ext)
1 x 12w, 120v, 90CRI 3000k LED
Black/Brushed Aluminum
Wet Listed



Verve 18" Outdoor Sconce
3-762-15
6"(w) x 17.875"(h) x 4"(ext)
1 x 18w, 120v, 90CRI 3000k LED
Black/Brushed Aluminum
Wet Listed



Verve 22" Outdoor Sconce
3-763-15
6"(w) x 21.75"(h) x 4"(ext)
1 x 18w, 120v, 90CRI 3000k LED
Black/Brushed Aluminum
Wet Listed

Index

| PRODUCT# | PAGE# | PRODUCT# | PAGE# | PRODUCT# | PAGE# |
|-----------------------|--------------|-----------------------|--------------|-----------------------|--------------|
| 3-554-1524 | 034 | 529-4-6980 | 008 | 30643-59 | 016 |
| 3-554-1540 | 034 | 629-6-6980 | 007 | 30643-65 | 015 |
| 3-759-15 | 039 | 629-9-6980 | 006 | 37525-8 | 019 |
| 3-760-15 | 039 | 629-96980 | 007 | 37525-59 | 019 |
| 3-761-15 | 042 | 829-3-6980 | 009 | 37525-65 | 019 |
| 3-762-15 | 043 | 829-5-6980 | 009 | 46012-59 | 025 |
| 3-763-15 | 043 | 917-16-69 | 010 | 46012-65 | 025 |
| 3-770-15 | 036 | 917-20-69 | 010 | 46012-5942 | 025 |
| 3-771-15 | 037 | 917-24-69 | 011 | 47212-59 | 027 |
| 3-772-15 | 037 | 1011-906 | 030 | 47212-65 | 027 |
| 3-773-15 | 040 | 1011-908 | 030 | 47212-5942 | 027 |
| 3-774-15 | 040 | 1011-959 | 030 | 60603-8 | 021 |
| 8-208-8 | 029 | 1011-965 | 030 | 60603-59 | 021 |
| 8-208-59 | 029 | 1011-980 | 030 | 60603-65 | 021 |
| 8-208-65 | 029 | 1011-986 | 030 | 97543-8 | 023 |
| 8-306-8 | 017 | 20603-8 | 013 | 97543-59 | 023 |
| 8-306-59 | 017 | 20603-59 | 013 | 97543-65 | 023 |
| 8-306-65 | 017 | 20603-65 | 013 | 5250202123..... | 031 |
| 329-6980 | 006 | 20806-8 | 029 | 6050202123..... | 031 |
| 529-1-6980 | 008 | 20806-59 | 029 | | |
| 529-2-6980 | 008 | 20806-65 | 029 | | |
| 529-3-6980 | 008 | 30643-8 | 016 | | |



**BE SURE TO PICK UP THE NEW 2021 QUORUM
LIGHTING & CEILING FAN CATALOGS!**

You'll find hundreds of fresh new designs for interior and exterior lighting as well as interior and exterior ceiling fans. With Quorum's enormous selection of styles ranging from traditional to contemporary, you're sure to find your perfect fixture in the pages of our new catalogs. You can view all of our lighting and ceiling fans online at: QuorumInternational.com

QUORUM INTERNATIONAL - 201 Railhead Road | Fort Worth, Texas 76106
817.626.5483 p | 800.934.8176 f | QuorumInternational.com

JUNE 2021 QUORUM INTERNATIONAL | ALL RIGHTS RESERVED. CATSSNPO21