

# James

BY SONANCE

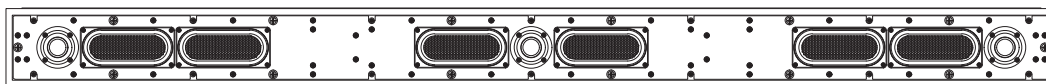
## QX SPL2 IN-WALL DATA SHEET

### TECHNICAL SPECIFICATIONS

<b>UOM</b>	<b>QX-SPL2</b> Each
<b>Tweeter</b>	1" (25mm) Soft Dome
<b>Woofers</b>	2" x 5" Carbon Fiber/Aluminum Honeycomb Racetrack
<b>Frequency Response</b>	120Hz-22kHz +/-3 dB
<b>Impedance</b>	4-8 ohms (woofer quantity dependent)
<b>Recommended Power</b>	5 watts minimum; 150 watts maximum
<b>Sensitivity (2.83V/1m)</b>	88dB SPL
<b>Enclosure</b>	Aircraft Grade Aluminum
<b>Width (W)</b>	Built to Order
<b>Dims (Depth x H)</b>	3.485" x 5" (88.52mm x 127mm)
<b>Shipping Weight</b>	Dependant on width

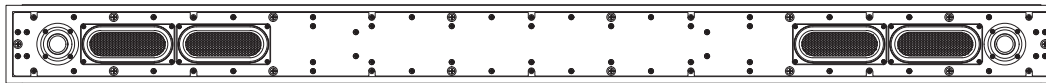
### KEY FEATURES

- Built-to-order based on application and configuration to perfectly match TV size
- In-wall design with paintable grille
- 2" Low-profile height to fit limited wall space
- Available in stereo, left-right-center, or split into pairs with centergy technology
- 4 ohms for two/four woofer configurations, 8 ohms for one woofer configurations

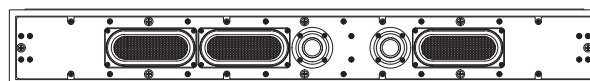


**QX-SPL2-LCR Front View**

5" (127mm)  
Height



**QX-SPL2-LR Front View**



44.375" (1127.13mm) Min Cutout Width  
**QX-SPL2-CS Front View**