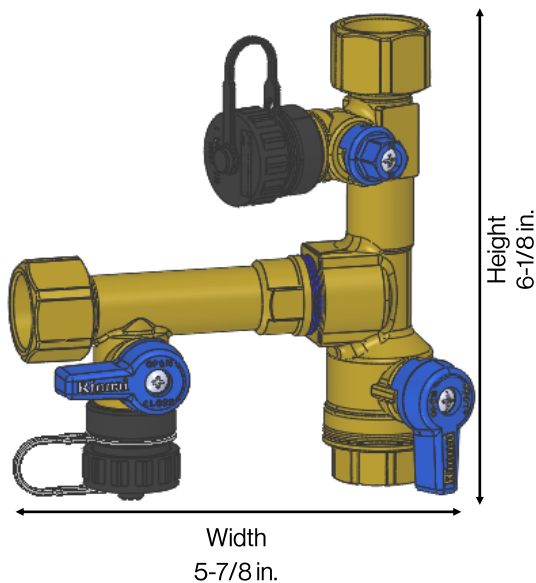




Dedicated Recirculation Valve For Rinnai Tankless Water Heaters



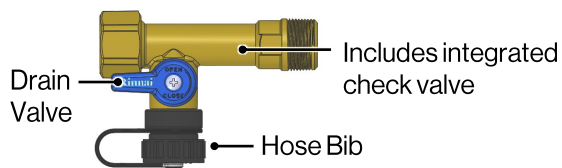
SPECIFICATIONS

Item	Dedicated Recirculation Valve (DRV)
Part Number	107000450
Purpose	To simplify tankless water heater installations that use a dedicated return line for recirculation
Designed For	<ul style="list-style-type: none">• Tankless water heaters with recirculation capability• Plumbing systems that use a dedicated circulation return line (Not intended for plumbing systems using a thermal bypass valve/crossover valve for recirculation)
Tankless Water Heater Models	RL75i/e, RL94i/e, RLX94i/e, RU130i/e, RU160i/e, RU180i/e, RU199i/e, RUR160i/e, and RUR199i/e
Dimensions	Width: 5-7/8 in. Height: 6-1/8 in.
Weight	2 lb / 0.9 kg (Assembled)
Material	Lead-Free Brass
Connection Size	3/4 in. NPT

Valve Components

The Dedicated Recirculation Valve consists of the following two components:

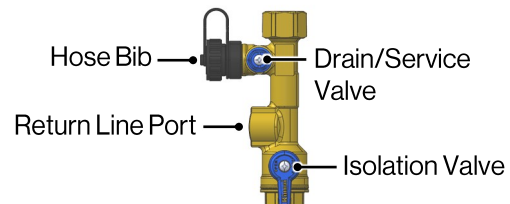
Return Line Valve



Integrated check valve on the recirculation port prevents backflow into the return line.

Dedicated return line drain/hose bib allows for easy air purging of the dedicated return line.

Cold Water Valve



Integrated isolation valve and drain valve allow for isolation and draining of the tankless water heater.

Turn page for more information

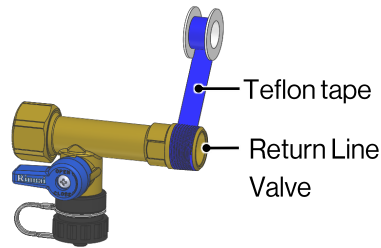


Assembly

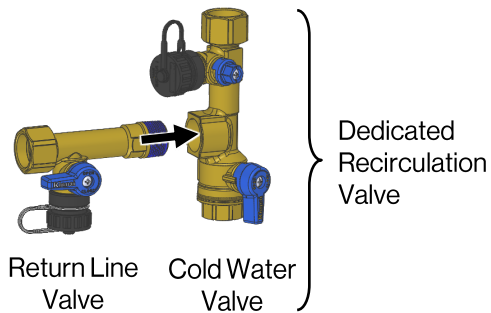
You Will Need:

- Return Line Valve and Cold Water Valve (included with purchase)
- Teflon Tape (field-supplied)

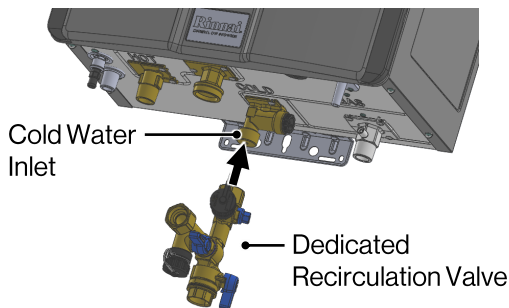
- 1 Apply **Teflon tape** to the threads on the **Return Line Valve**.



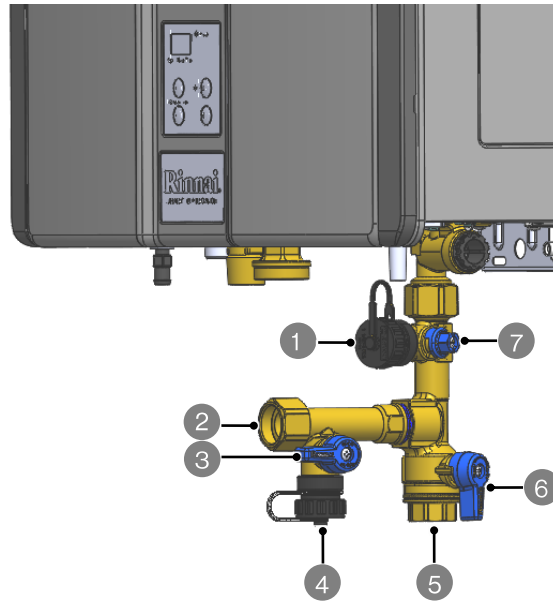
- 2 Thread the **Return Line Valve** into the **Cold Water Valve** (to form the Dedicated Recirculation Valve).



- 3 Thread the **Dedicated Recirculation Valve** onto the cold water inlet of the tankless water heater.



Parts Overview



1	Water Heater Drain/Service Connection
2	Recirculation Return Line Connection (3/4 in. NPT)
3	Recirculation Return Line Drain Valve
4	Dedicated Return Line Drain
5	Cold Water Inlet Connection (3/4 in. NPT)
6	Cold Water Isolation Valve
7	Drain/Service Valve

Installation must conform to the "Rinnai Tankless Water Heater Installation and Operation Manual" that is shipped with the unit, local codes, or in the absence of local codes, with the National Fuel Gas Code, ANSI Z223.1/NFPA 54.

Rinnai America Corporation • 103 International Drive, Peachtree City, GA 30269
Toll-Free: 1-800-621-9419 • Phone: 678-829-1700 • www.rinnai.us

©2019 Rinnai America Corporation. Rinnai America Corporation continually updates materials, and as such, content is subject to change without notice. Local, state, provincial, federal and national fuel gas codes must be adhered to prior to and upon installation.

100000663
7/2019