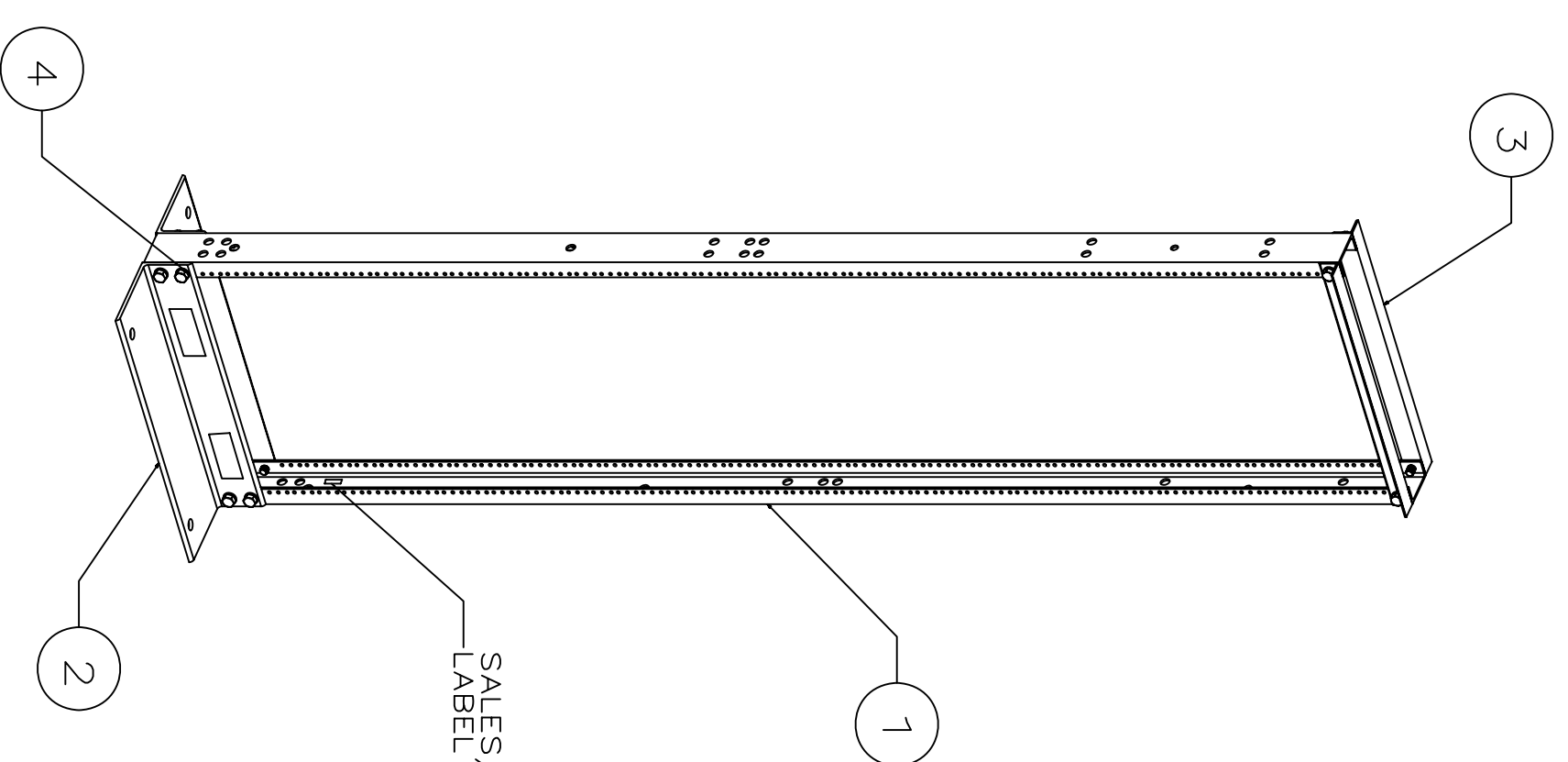
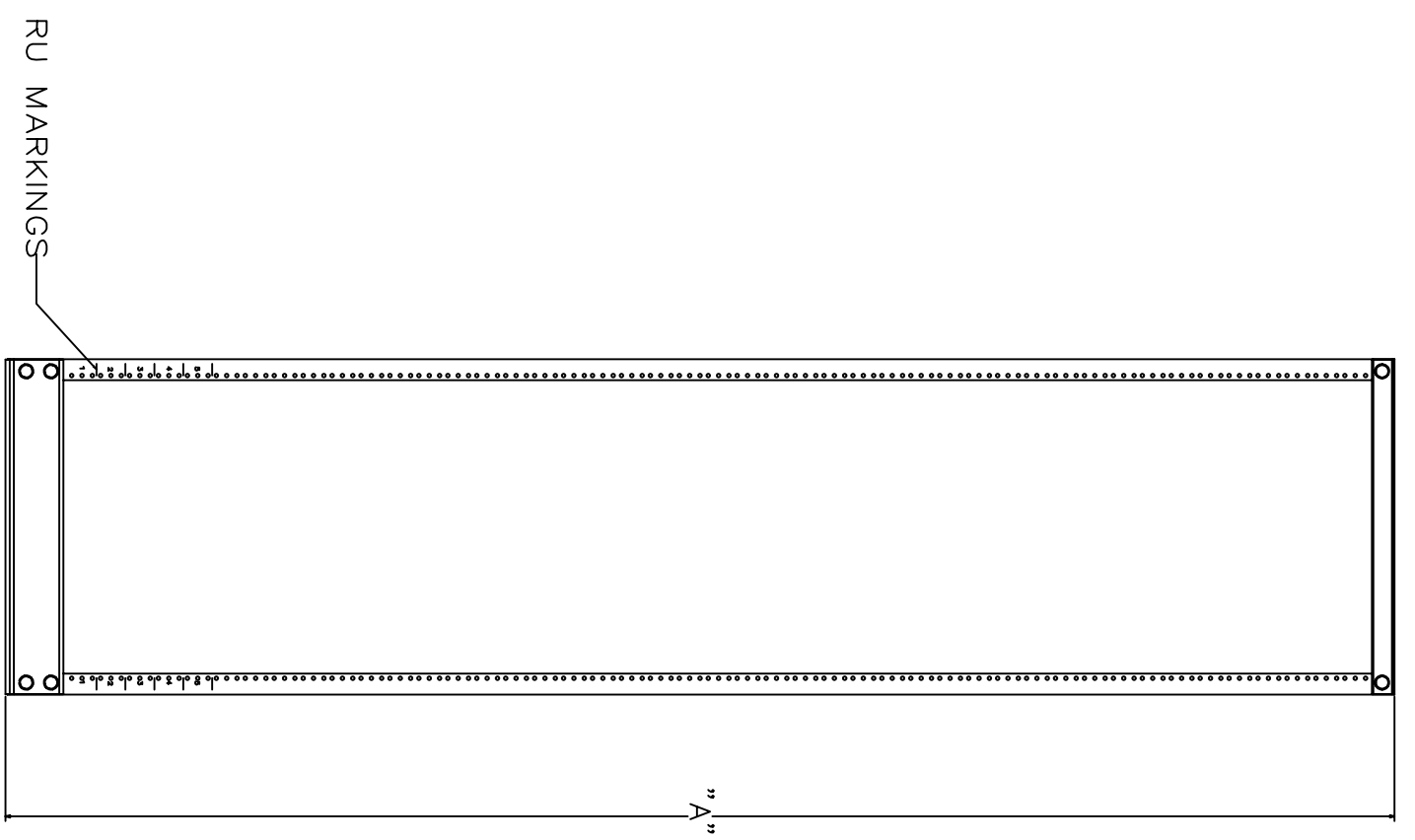
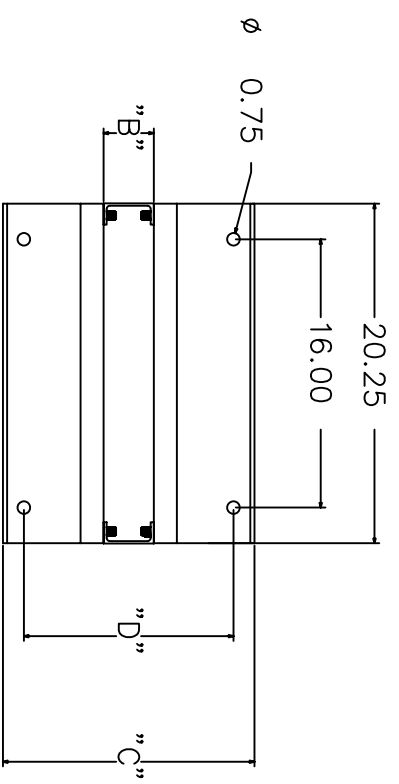


ITEM NO.	DESCRIPTION	QTY.
1	VERTICAL MEMBER	2
2	BASE ANGLE	2
3	TOP ANGLE	2
4	1/2-13 ASSEMBLY HARDWARE KIT	2
5	#12-24 X 5/8 COMBO SCREW (NOT SHOWN)	20
6	#12 NYLON WASHER (NOT SHOWN)	20
7	INSTRUCTION SHEET (NOT SHOWN)	1

- NOTES:
- ASSEMBLY REQUIRED.
 - LOAD CAPACITY REF. 500LBS DEPENDING ON LOAD/INSTALLATION CONFIGURATION.
 - SPECIFICATIONS SUBJECT TO CHANGE WITHOUT NOTICE.

CATALOG NUMBER	DESCRIPTION	RELAY RACK, 45U, STANDARD DEPTH	RELAY RACK, 45U, STANDARD DEPTH	RELAY RACK, 45U, STANDARD DEPTH	RELAY RACK, 45U, STANDARD DEPTH	RELAY RACK, 45U, STANDARD DEPTH	RELAY RACK, 45U, STANDARD DEPTH	RELAY RACK, 45U, STANDARD DEPTH	RELAY RACK, 45U, STANDARD DEPTH	RELAY RACK, 45U, DEEP	RELAY RACK, 45U, DEEP	SURFACE FINISH	OVERALL HEIGHT "A"	UPRIGHT DEPTH "B"	OVERALL DEPTH "C"	MOUNTING DEPTH "D"
HPW84RR19	RELAY RACK, 45U, STANDARD DEPTH											BLACK	84	3.00	14.75	12.5
HPW84RR19ML	RELAY RACK, 45U, STANDARD DEPTH											MILL	84	3.00	14.75	12.5
HPW48RR19	RELAY RACK, 24U, STANDARD DEPTH											BLACK	47.25	3.00	14.75	12.5
HPW48RR19ML	RELAY RACK, 24U, STANDARD DEPTH											MILL	47.25	3.00	14.75	12.5
HPW66RR19	RELAY RACK, 35U, STANDARD DEPTH											BLACK	66.5	3.00	14.75	12.5
HPW66RR19ML	RELAY RACK, 35U, STANDARD DEPTH											MILL	66.5	3.00	14.75	12.5
HPW90RR19	RELAY RACK, 48U, STANDARD DEPTH											BLACK	89.25	3.00	14.75	12.5
HPW90RR19ML	RELAY RACK, 48U, STANDARD DEPTH											MILL	89.25	3.00	14.75	12.5
HPW96RR19	RELAY RACK, 51U, STANDARD DEPTH											BLACK	94.5	3.00	14.75	12.5
HPW96RR19ML	RELAY RACK, 51U, STANDARD DEPTH											MILL	94.5	3.00	14.75	12.5
HPW84RR19D	RELAY RACK, 45U, DEEP											BLACK	84.00	6.00	17.75	15.50



RU MARKINGS

SALES/SERVICE LABEL

REV.	ECN	DATE	DESCRIPTION	CHG BY	APPD BY
B	6678	11/19/09	ADDED RACK UNIT MARKINGS	MMA	MMA

Created on AUTOCAD

DIMENSIONING AND TOLERANCE PER ANSI Y14.5M-1982 UNLESS OTHERWISE SPECIFIED, DIMENSIONS ARE IN INCHES (MM).
 TOLERANCES
 .X = ±.03 (.8)
 .XX = ±.02 (.4)
 .XXX = ±.010 (.25)
 ANGLE TOL ±1°

IN ACCEPTING OUR DRAWINGS, BLUEPRINTS, OR SUPPORTING DOCUMENTATION FOR QUOTATION OR OTHER PURPOSES, YOU AGREE NOT TO DISCLOSE TO OTHERS THE IDEAS, INFORMATION, OR DESIGNS SHOWN HEREIN, AND THAT YOU WILL MAKE NO USE OF SAME WITHOUT PERMISSION

PROJECT REFERENCE:
 MATERIAL: ALUMINUM
 DRAWN BY: M. ABBY
 CHECKED BY:
 APPROVED BY:

HUBBELL
 Hubbell Premise Wiring
 HUBBELL INCORPORATED (Delaware)
 14 Lord's Hill Road, Stonington, Connecticut 06378

TITLE: 19" RELAY RACK

SIZE: DRAWING NO. 10951C
 SCALE: 1/1 SHEET 1 OF 1