



Optima® Sensor Faucet

EAF-700-HLT-ISM-CP-1.0GPM-LAM-IQ-FCT

Product description

Hardwired Less Transformer Power Supply, Integrated Side Mixer, Polished Chrome Finish, 1.0 gpm, Laminar Spray, Infrared Sensor, Optima® Hardwired-Powered Deck-Mounted Gooseneck Body Faucet.

Compliances & Certifications



(ADA Compliant, ASME A112.18.1 Compliant, CEC Compliant, EPD, HPD, IAPMO, Proposition 65, TAS, UPC Low Lead Certified, WELL Building Standard)

Code 3335128



Finish

-  Polished Chrome (CP)

Connectivity

-  Bluetooth Adapter

Downloads

-  [EAF 700_750 Installation Instructions.pdf](#)
-  [Faucet Spray Heads Maintenance Guide.pdf](#)
-  [Optima Plus EAF 700 Repair and Maintenance Guide.pdf](#)
-  [Additional Downloads](#)

Videos

-  [Sloan Connect App®](#)

Details

- Flow Rate: 1.0 gpm (3.8 Lpm) (1.0GPM)
- Spray Type: Laminar (LAM)
- Sensor Type: Infrared
- Mounting Type: Single Hole
- Power Supply: Hardwired Less Transformer (HLT)
- Temperature Mixer: Integrated Side Mixer (ISM)
- Finish: Polished Chrome (CP)
- Factory Default Timeout: 30s
- Factory Default GPC: 0.5 gpc

Features

Commercial Grade, ADA Compliant, Electronic, Sensor-Activated, Die-Cast Metal Gooseneck Hand Washing Faucet with the following features:

- 12/24 hour Hygienic Rinse Line Purge Function – Field Settable
- Unitary Spout Housing Assembly for Easy Cleaning
- Modular One-piece Construction with all Concealed Components above deck
- Double Infrared Sensors with Automatic Setting Feature and Microprocessor
- Bi-stable Magnetic Solenoid Valve
- Water Supply Connection with Flexible High-pressure Hose and Strainer
- 123 VAC/6.75 VDC Plug-in Adapter (must be ordered separately for Less Adapter (-LT) faucets)
- IQ-Click feature permits activation of continuous run and temporary off modes
- Appropriate Mounting Hardware included
- 3 year limited warranty
- Chrome plated finish
- 1.0GPM sprayhead with laminar flow pattern
- AC Powered faucet less transformer (-LT), includes daisy chain connector for connecting up to 6 faucets.
- Integrated Side Mixer (ISM) included in spout for temperature setting and adjustment. Also includes cap to cover handle if removed.

Electrical specifications

- Sensor Range: 4" -5" (102-127 mm)
- Timeout Adjustment Setting: 30 Seconds

Warranty

[View Warranty Information](#)

Notes

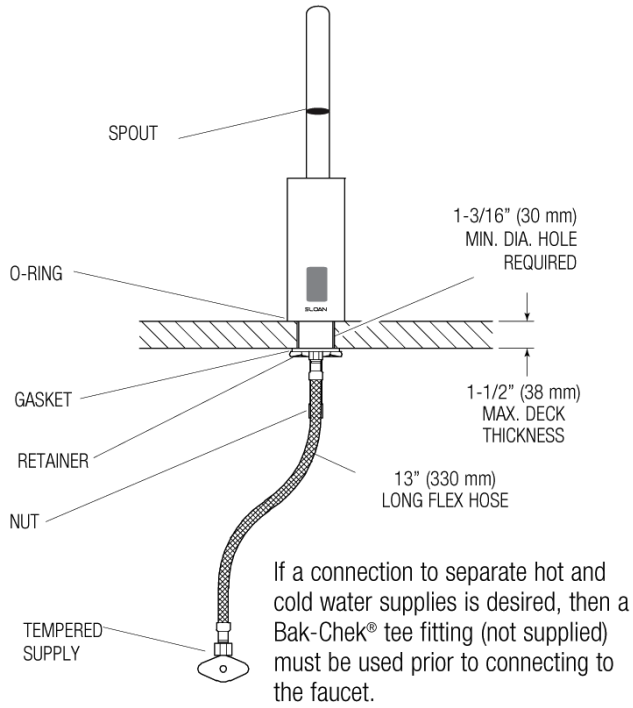
All information contained within this document subject to change without notice.

Looking for other variations of the EAF-700 product? [View the general spec sheet with all options.](#)

[Find a matching soap dispenser](#) for this faucet.

[Find a compatible sink](#) for this faucet

EAF-700
Faucets with Single Line Water Supply



EAF-700-ISM
Faucets with Hot and Cold Water Supply

