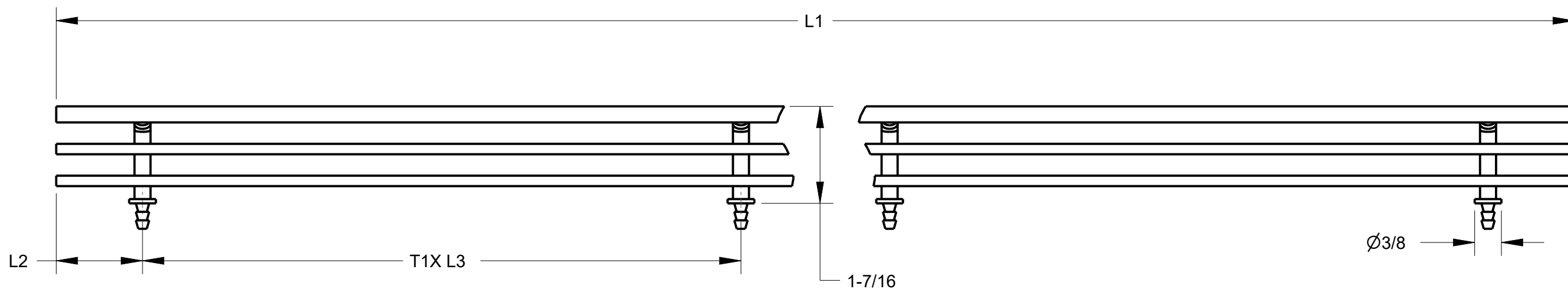



SCALE 1.000

HR ITEM NUMBER	FINISH	L1	L2	L3	T1
SF17-ORB	DARK BRONZE	17	2 3/16	12 5/8	1
SF17-PC	POLISHED CHROME	17	2 3/16	12 5/8	1
SF17-SN	SATIN NICKEL	17	2 3/16	12 5/8	1
SF23-ORB	DARK BRONZE	23	1 3/8	10 1/8	2
SF23-PC	POLISHED CHROME	23	1 3/8	10 1/8	2
SF23-SN	SATIN NICKEL	23	1 3/8	10 1/8	2
SF29-ORB	DARK BRONZE	29	1 5/16	8 13/16	3
SF29-PC	POLISHED CHROME	29	1 5/16	8 13/16	3
SF29-SN	SATIN NICKEL	29	1 5/16	8 13/16	3
SF17-MB	MATTE BLACK	17	2 3/16	12 5/8	1
SF23-MB	MATTE BLACK	23	1 3/8	10 1/8	2
SF29-MB	MATTE BLACK	29	1 5/16	8 13/16	3



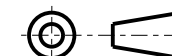
HARDWARE RESOURCES RESERVES THE RIGHT TO CHANGE SPECIFICATIONS WITHOUT NOTICE. IN CASE OF A DISCREPANCY, ACTUAL PART GEOMETRY SUPERSEDES THIS DOCUMENT.

THE INFORMATION CONTAINED WITHIN THIS DRAWING IS THE SOLE PROPERTY OF HARDWARE RESOURCES INC. ANY REPRODUCTION IN PART OR WHOLE WITHOUT WRITTEN PERMISSION OF HARDWARE RESOURCES INC. IS PROHIBITED.

DOCUMENT STATUS **Released**
UNLESS OTHERWISE SPECIFIED DIMENSIONS ARE IN INCHES (IN)

MATERIAL STEEL FINISH SEE TABLE

THIRD ANGLE PROJECTION DATE



16FEB2023

DESCRIPTION
SHOE FENCE

DRAWING NUMBER
SF17-SF23-SF29

REV
B

SIZE
A3

SCALE
0.600

SHEET
1 / 1