



# VIRGINIATILE

Design that shapes living.

## EDEN

VIRGINIA TILE COMPANY

CERAMIC/PORCELAIN TILE



Product Shown: VTC Eden  
White Hexagon 5 1/2" x 6, Blue Deco Hexagon 5 1/2" x 6,  
Blue Extruded wall tile, 2" x 6"





VIBRANT AND VERSATILE



Product Shown: VTC Eden Extruded Wall Tile Green 2" x 6", top  
VTC Eden Blue Deco Hexagon, 5 1/2" x 6", bottom



COLORS

WALL TILE

\*8mm, 12mm and dimensional. All three profiles mixed randomly in each carton.



White  
VTC EDWH




Ivory  
VTC EDIV



Gray  
VTC EDGY




Yellow  
VTC EDYE




Green  
VTC EDGN




Blue  
VTC EDBL



White Hexagon  
VTC EDWH



Gray Hexagon  
VTC EDGY



Blue Hexagon  
VTC EDBL



Ivory Deco  
Hexagon  
VTC EDIV



Green Deco  
Hexagon  
VTC EDGN



Blue Deco  
Hexagon  
VTC EDBL

WALL TILE

8mm - 12mm

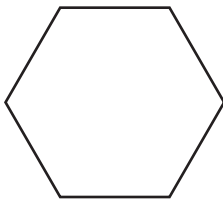


2" X 6"

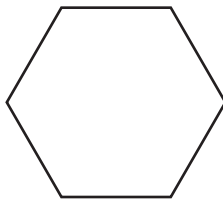
\*8mm, 12mm and dimensional. All three profiles mixed randomly in each carton.

FLOOR TILE

9.53mm



5 1/2" x 6"  
Solid Hexagon



5 1/2" x 6"  
Decorative Hexagon

WHITE

Product Shown: VTC Eden Extruded  
Wall Tile White 2" x 6"





## WALL TILE


---

8mm - 12mm

Glossy



2" x 6" Glazed Ceramic



Profile View


\*8mm, 12mm and dimensional. All three profiles mixed randomly in each carton.

## FLOOR TILE

---

9.53mm

Matte



5 1/2" x 6" Glazed Porcelain  
Solid Hexagon



IVORY



Product Shown: VTC Eden Ivory Decorative  
Flower Hexagon 5 1/2" x 6"




## WALL TILE

---

8mm - 12mm  
Glossy



2" x 6" Glazed Ceramic



Profile View

\*8mm, 12mm and dimensional. All three profiles mixed randomly in each carton.

## FLOOR TILE

---

9.53mm  
Matte



5 1/2" x 6" Glazed Porcelain  
Ivory Flower Decorative Hexagon



GRAY

Product Shown: VTC Gray  
Extruded Wall Tile, 2' x 6"

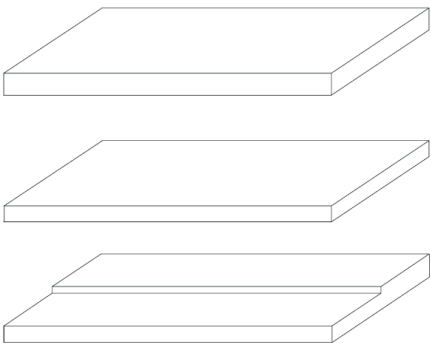


# WALL TILE

8mm - 12mm  
Glossy



2" x 6" Glazed Ceramic




Profile View

\*8mm, 12mm and dimensional. All three profiles mixed randomly in each carton.

# FLOOR TILE

9.53mm  
Matte



5 1/2" x 6" Glazed Porcelain  
Ivory Flower Decorative Hexagon



YELLOW





## WALL TILE

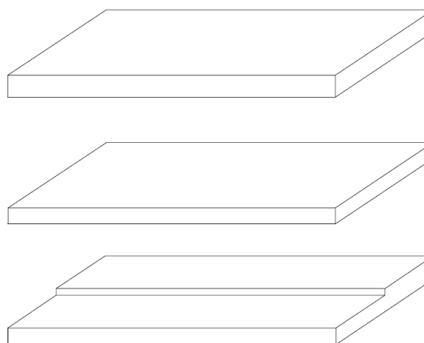
---

8mm - 12mm

Glossy



2" x 6" Glazed Ceramic



Profile View

\*8mm, 12mm and dimensional. All three profiles mixed randomly in each carton.



GREEN






## WALL TILE


---

8mm - 12mm

Glossy



2" x 6" Glazed Ceramic



Profile View

\*8mm, 12mm and dimensional. All three profiles mixed randomly in each carton.

## FLOOR TILE

---

9.53mm

Matte



5 1/2" x 6" Glazed Porcelain  
Green Flower Decorative Hexagon



BLUE




## WALL TILE


---

8mm - 12mm

Glossy



2" x 6" Glazed Ceramic



Profile View


\*8mm, 12mm and dimensional. All three profiles mixed randomly in each carton.

## FLOOR TILE

---

9.53mm

Matte



5 1/2" x 6" Glazed Porcelain  
Ivory Flower Decorative Hexagon



5 1/2" x 6" Glazed Porcelain  
Green Flower Decorative Hexagon



# TECHNICAL INFORMATION



V3 Moderate  
Variation

While the colors and/or texture present on a single piece of tile will be indicative of the colors and/or texture to be expected on the other tiles, the amount of colors and/or texture on each piece may vary significantly.



V4 Substantial  
Variation

Random color and/or texture differ from tile to tile, so that one tile may have totally different colors and/or texture from that on other tiles. Thus, the final installation will be unique.



Frost  
Resistant

Frost-resistant, floor tile only.



Water Absorption:  
 $\leq 0.5\%$  -  $> 10\%$

Water absorption  $\leq 0.5\%$ , floor tile.  
 $> 10\%$  wall tile.



DCOF:  $> 0.42$

DCOF  $> 0.42$  floor tile. Wall tile not applicable .

# CARE AND MAINTENANCE

## PORCELAIN CARE & MAINTENANCE

---

### INITIAL CLEANING

Proper cleaning after installation is essential for future maintenance. Remove excess grout using clean water and a sponge. If grout leaves behind a white haze, it can be wiped off using a clean cloth after grout has cured. Stubborn residue may require the use of a grout haze remover solution or neutral detergent. Thoroughly rinse the area with clean water and dry with a clean towel or wet vacuum.

### ROUTINE MAINTENANCE

Immediately wipe up any spills and clean the area using a damp cloth or sponge. Remove loose soil using a broom or vacuum. To remove stubborn surface debris, use a scraper or putty knife. Wipe the area with a PH-neutral and soapless cleaner. Rinse with clear water and wipe dry to prevent residue. Do not use cleaning wax, oil-based cleaners, ammonia, sealants, or products containing acid or bleach for routine maintenance. Avoid using abrasive cleaning products such as steel wool.

## CERAMIC CARE & MAINTENANCE

---

Glazed tile products should be cleaned routinely with an all-purpose, low VOC, household or commercial cleaner. The product chosen should also be grout joint cleaning compatible. The type of product may vary depending on the tile application and use. A multipurpose spray cleaner, which removes soap scum, hard water deposits and mildew designed for everyday use can be used on wall tile areas in residential baths and showers. A cotton mop, cloth, sponge, or non-metallic brush should be used to apply and agitate cleaner. Rinse the area with clean water and dry thoroughly. Routine cleaners should never contain harsh chemicals as these can damage tile. Acids can damage grout and the glazed surface of the tile. Ammonia can discolor grout.

Regular dust mopping, sweeping, or vacuuming is recommended prior to cleaning with liquid products.

Unglazed tile should be cleaned routinely with concentrated tile cleaners with a neutral pH for safe regular use. These cleaners are better suited for removing grease, oils, and normal spills from unglazed products. Again, these products will vary depending on the application, amount of traffic and the use. The product chosen should also be compatible with the grout.



## **ILLINOIS**

### **DOWNTOWN CHICAGO**

345 N. Wells Suite 200  
Chicago, IL 60654

### **ELK GROVE VILLAGE**

1601 Estes Ave.  
Elk Grove Village, IL 60007

## **IOWA**

### **CLIVE**

2001 NW 92nd Ct.  
Clive, IA 50325

## **KANSAS**

### **KANSAS CITY**

5100 Kansas Avenue  
Kansas City, KS 66106

### **WICHITA**

2140 W. Harry Court  
Wichita, KS 67213

## **MICHIGAN**

### **FARMINGTON HILLS**

24404 Indoplex Circle  
Farmington Hills, MI 48335

### **GRAND RAPIDS**

3440 Broadmoor S.E.  
Grand Rapids, MI 49512

### **TROY**

900 W. Maple Rd. Suite 100  
Troy, MI 48084

### **LIVONIA CORPORATE HEADQUARTERS**

28320 Plymouth Road  
Livonia, Michigan 48150

## **MINNESOTA**

### **PLYMOUTH**

1820 Berkshire Ln.  
North Plymouth, MN 55441

## **MISSOURI**

### **SPRINGFIELD**

2727 N. Lecompte Rd.  
Springfield, MO 65803

### **ST. LOUIS**

9215 Dielman Industrial Dr.  
St. Louis, MO 63132

## **NEBRASKA**

### **OMAHA**

10501 I Street  
Omaha, NE 68127

## **OHIO**

### **BROOKLYN HEIGHTS**

4749 Spring Rd.  
Brooklyn Heights, OH 44131

### **WARRENSVILLE HEIGHTS**

4670 Richmond Rd.  
Warrensville Heights, OH 44128

## **OKLAHOMA**

### **OKLAHOMA CITY**

5600 SW 36th St. Suite C  
Oklahoma City, OK 73179

### **TULSA**

11915 East 51st St.  
Tulsa, OK 74146

## **WISCONSIN**

### **MENOMONEE FALLS**

W135 N5511 Campbell Dr.  
Menomonee Falls, WI 53051



**VIRGINIATILE**

Design that shapes living.

Good design is born of creativity and imagination, but as we build and renovate, update and expand, the materials we select will define the quality of the spaces we live in beyond what meets the eye.

[virginiatile.com](http://virginiatile.com)

