

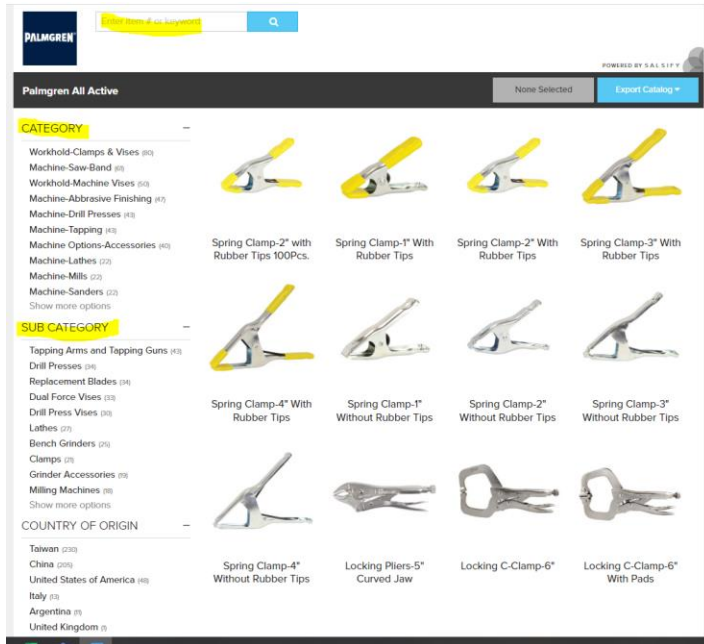
How to use the Palmgren All Active Catalog

Access the catalog with this link:

<https://app.salsify.com/catalogs/0c112088-2548-4ac8-8ed1-992103d66580/products?filter=%3D&page=1>

No Salsify log in credentials required

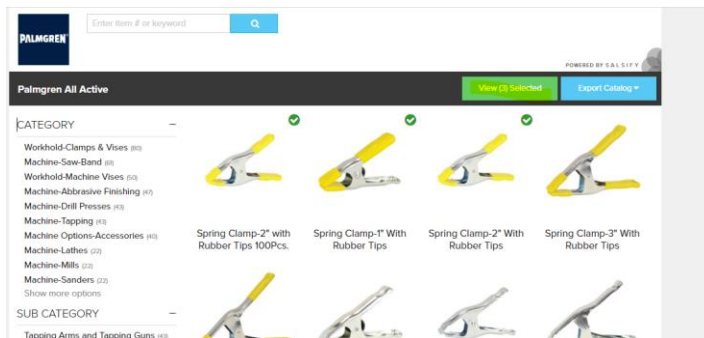
Search for items by Category, Subcategory, Item Number or Keyword



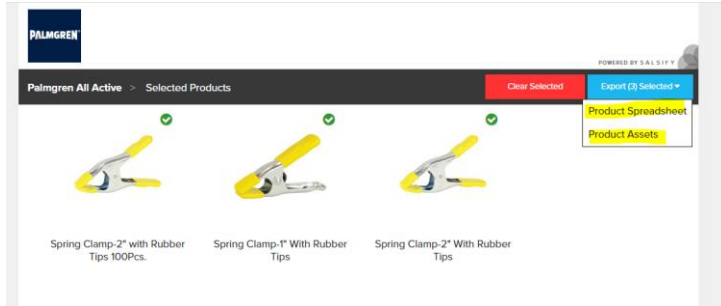
Select the items by hovering over the image and click

- A Green selected check mark will appear on the item(s) in the upper right-hand corner of the image

Click on View (#) Selected on the right – your items will show up on the next page



Select Product Spreadsheet or Product Assets to have the information emailed to you



Insert your email address and click on Start Export – a spreadsheet will be sent to your email if you select Product Spreadsheet or a link to a digital assets file will be sent if you select Product Assets.

To Clear selection, click on Clear Selected

To export the entire catalog’s product spreadsheet and product assets, click on export catalog and click on your selection. Follow the same instructions as above to have the files emailed to you and to alter the size of the images.

