

**vtech**<sup>®</sup>

User's Manual

# Fly & Learn Airplane<sup>™</sup>



© 2012 VTech  
Printed in China  
91-002754-003 ©

Dear Parent,

Ever notice the look on your baby's face when they learn something new through their own discovery? These self-accomplished moments are a parent's greatest reward. To help fulfill them, **VTech**<sup>®</sup> created the **Infant Learning**<sup>®</sup> series of toys.

These unique interactive learning toys directly respond to what children do naturally – play! Using innovative technology, these toys react to baby's interactions, making each play experience fun and unique as they learn age-appropriate concepts like first words, numbers, shapes, colors and music. More importantly, **VTech**<sup>®</sup>'s **Infant Learning**<sup>®</sup> toys develop baby's mental and physical abilities by inspiring, engaging and teaching.

At **VTech**<sup>®</sup>, we know that a child has the ability to do great things. That's why all of our electronic learning products are uniquely designed to develop a child's mind and allow them to learn to the best of their ability. We thank you for trusting **VTech**<sup>®</sup> with the important job of helping your child learn and grow!

Sincerely,

Your friends at **VTech**<sup>®</sup>

To learn more about **VTech**<sup>®</sup> toys, visit [vtechkids.com](http://vtechkids.com)

# INTRODUCTION


Thank you for purchasing the **VTech® Fly & Learn Airplane™!**

Your child's imagination will take flight with the **VTech® Fly & Learn Airplane™!** Three buttons on the airplane's side and a large button on top will engage your child as they hear fun tunes and learn about animals and numbers. For added excitement, your child can push or pull the airplane to hear silly sounds and short tunes. With so much to discover, the sky's the limit to what your child can learn!

NUMBER BUTTONS

ON/OFF/VOLUME SWITCH

MUSIC BUTTON



## INCLUDED IN THIS PACKAGE

- One VTech® Fly & Learn Airplane™
- One user's manual

### WARNING:

All packing materials, such as tape, plastic sheets, wire ties and tags are not part of this toy, and should be discarded for your child's safety.

### ATTENTION :

Pour la sécurité de votre enfant, débarrassez-vous de tous les produits d'emballage tels que rubans adhésifs, feuilles de plastique, attaches et étiquettes. Ils ne font pas partie du jouet.


### NOTE:

Please keep user's manual as it contains important information.

## GETTING STARTED

### BATTERY INSTALLATION

1. Make sure the unit is turned **OFF**.
2. Install 1 new 'AA' (AM-3/LR6) battery following the diagram inside the battery box. (The use of new alkaline batteries is recommended for maximum performance.)
3. Replace the battery cover and tighten the screw to secure.





### BATTERY NOTICE


- The use of new alkaline batteries is recommended for maximum performance.
- Non-rechargeable batteries are not to be recharged.
- Rechargeable battery is to be removed from the toy before being charged.
- Rechargeable batteries are only to be charged under adult supervision (if removable).
- Batteries are to be inserted with the correct polarity.


- Exhausted battery need to be removed from the toy.
- The supply terminals are not to be short-circuited.
- The toy is not to be connected to more than the recommended number of power supplies.
- Do not dispose of batteries in fire.

## PRODUCT FEATURES

### 1. ON/OFF/VOLUME CONTROL SWITCH

To turn the unit **ON**, slide the **ON/OFF/VOLUME CONTROL SWITCH** to the **LOW VOLUME** (  ) or the **HIGH VOLUME** (  ) position.

To turn the unit **OFF**, slide the **ON/OFF/VOLUME CONTROL SWITCH** to the **OFF** (  ) position.



### 2. PULL CORD

To convert the unit from a push toy to a pull toy, remove the pull cord from the battery compartment and thread it through the eyelet on the bottom of the airplane. For your child's safety we suggest you store the pull cord in the compartment until your child is walking and to supervise your child when playing with the pull cord.

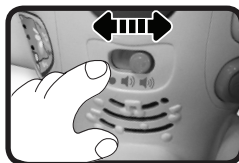


### 3. AUTOMATIC SHUT-OFF

To preserve battery life, the **VTech® Fly & Learn Airplane™** will automatically power-down after approximately 60 seconds without input. The unit can be turned on again by pressing any button.

## ACTIVITIES

1. Slide the **on/off/volume control switch** to turn the unit on. You will hear a sing-along song and a fun phrase. The light will flash with the sound.



2. Press the **number buttons** to learn numbers and animals and hear fun phrases. The light will flash with the sound.




3. Press the **light-up button** to hear fun sounds and playful phrases. The light will flash with the sound.



4. Press the **music button** to hear sing-along songs. The light will flash with the sound.



5. Push or pull the airplane to hear a variety of sounds and short tunes. The light will flash with the sound.





## SUNG SONG LYRICS



### SONG 1

1-2-3, come fly away with me.  
Up in the sky we can fly so high.  
Where will we go? What will we see?

### SONG 2


Everyone's on board,  
Let's count down to take off.  
3-2-1, blast off!



## CARE & MAINTENANCE

- 
1. Keep the unit clean by wiping it with a slightly damp cloth.
  2. Keep the unit out of direct sunlight and away from any direct heat source.
  3. Remove the batteries when the unit will not be in use for an extended period of time.
  4. Do not drop the unit on hard surfaces and do not expose the unit to moisture or water.
- 

## TROUBLESHOOTING

If for some reason the program/activity stops working or malfunctions, please follow these steps:

1. Please turn the unit **OFF**.
  2. Interrupt the power supply by removing the batteries.
  3. Let the unit stand for a few minutes, then replace the batteries.
  4. Turn the unit **ON**. The unit should now be ready to play again.
  5. If the product still does not work, replace with an entire set of new batteries.
- 



If the problem persists, please call our Consumer Services Department at 1-800-521-2010 in the U.S. or 1-877-352-8697 in Canada, and a service representative will be happy to help you.

For information on this product's warranty, please call **VTech**® at 1-800-521-2010 in the U.S. or 1-877-352-8697 in Canada.

**IMPORTANT NOTE:**


Creating and developing **Infant Learning** products is accompanied by a responsibility that we at **VTech**® take very seriously. We make every effort to ensure the accuracy of the information, which forms the value of our products. However, errors sometimes can occur. It is important for you to know that we stand behind our products and encourage you to call our Consumer Services Department at 1-800-521-2010 in the U.S. or 1-877-352-8697 in Canada, with any problems and/or suggestions that you might have. A service representative will be happy to help you.

**FCC Information:**

This equipment has been tested and found to comply with the limits for a Class B digital device, pursuant to Part 15 of the FCC Rules. These limits are designed to provide reasonable protection against harmful interference in a residential installation. This equipment generates, uses and can radiate radio frequency energy and, if not installed and used in accordance with the instructions, may cause harmful interference to radio communications. However, there is no guarantee that interference will not occur in a particular installation. If this equipment does cause harmful interference to radio or television reception, which can be determined by turning the equipment off and on, the user is encouraged to try to correct the interference by one or more of the following measures:

- Reorient or relocate the receiving antenna
- Increase the separation between the equipment and receiver
- Connect the equipment into an outlet on a circuit different from that to which the receiver is connected
- Consult the dealer or an experienced radio/TV technician for help





**Caution:** Changes or modifications not expressly approved by the party responsible for compliance could void the user's authority to operate the equipment.

**THIS DEVICE COMPLIES WITH PART 15 OF THE FCC RULES. OPERATION IS SUBJECT TO THE FOLLOWING TWO CONDITIONS: (1) THIS DEVICE MAY NOT CAUSE HARMFUL INTERFERENCE, AND (2) THIS DEVICE MUST ACCEPT ANY INTERFERENCE RECEIVED, INCLUDING INTERFERENCE THAT MAY CAUSE UNDESIREED OPERATION.**

**THIS CLASS B DIGITAL APPARATUS COMPLIES WITH CANADIAN ICES-003. CET APPAREIL NUMÉRIQUE DE LA CLASSE B EST CONFORME À LA NORME NMB-003 DU CANADA.**

Other Info

8



## PRODUCT WARRANTY

This Warranty is applicable only to the original purchaser, is non-transferable and applies only to "VTech" products or parts. This product is covered by a 3-month Warranty from the original purchase date, under normal use and service, against defective workmanship and materials. This Warranty does not apply to (a) consumable parts, such as batteries; (b) cosmetic damage, including but not limited to scratches and dents; (c) damage caused by use with non-VTech products; (d) damage caused by accident, misuse, unreasonable use, immersion in water, neglect, abuse, battery leakage, or improper installation, improper service, or other external causes; (e) damage caused by operating the product outside the permitted or intended uses described by VTech in the owner's manual; (f) a product or part that has been modified (g) defects caused by normal wear and tear or otherwise due to the normal aging of the product; or (h) if any VTech serial number has been removed or defaced.

Prior to returning a product for any reason, please notify the VTech Consumer Services Department, by sending an email to [vtechkids@vtechkids.com](mailto:vtechkids@vtechkids.com) or calling 1-800-521-2010. If the service representative is unable to resolve the issue, you will be provided instructions on how to return the product and have it replaced under Warranty. Return of the product under Warranty must adhere to the following rules:

If VTech believes that there may be a defect in the materials or workmanship of the product and can confirm the purchase data and location of the product, we will at our discretion replace the product with a new unit or product of comparable value. A replacement product or parts assumes the remaining Warranty of the original product or 30 days from the date of replacement, whichever provides longer coverage.

THIS WARRANTY AND THE REMEDIES SET FORTH ABOVE ARE EXCLUSIVE AND IN LIEU OF ALL OTHER WARRANTIES, REMEDIES AND CONDITIONS, WHETHER ORAL, WRITTEN, STATUTORY, EXPRESS OR IMPLIED. IF VTECH CANNOT LAWFULLY DISCLAIM STATUTORY OR IMPLIED WARRANTIES THEN TO THE EXTENT PERMITTED BY LAW, ALL SUCH WARRANTIES SHALL BE LIMITED TO THE DURATION OF THE EXPRESS WARRANTY AND TO THE REPLACEMENT SERVICE AS DETERMINED BY VTECH IN ITS SOLE DISCRETION.

To the extent permitted by law, VTech will not be responsible for direct, special, incidental or consequential damages resulting from any breach of Warranty.

This Warranty is not intended to persons or entities outside the United States of America. Any disputes resulting from this Warranty shall be subject to the final and conclusive determination of VTech .

To register your product online at [www.vtechkids.com/warranty](http://www.vtechkids.com/warranty)