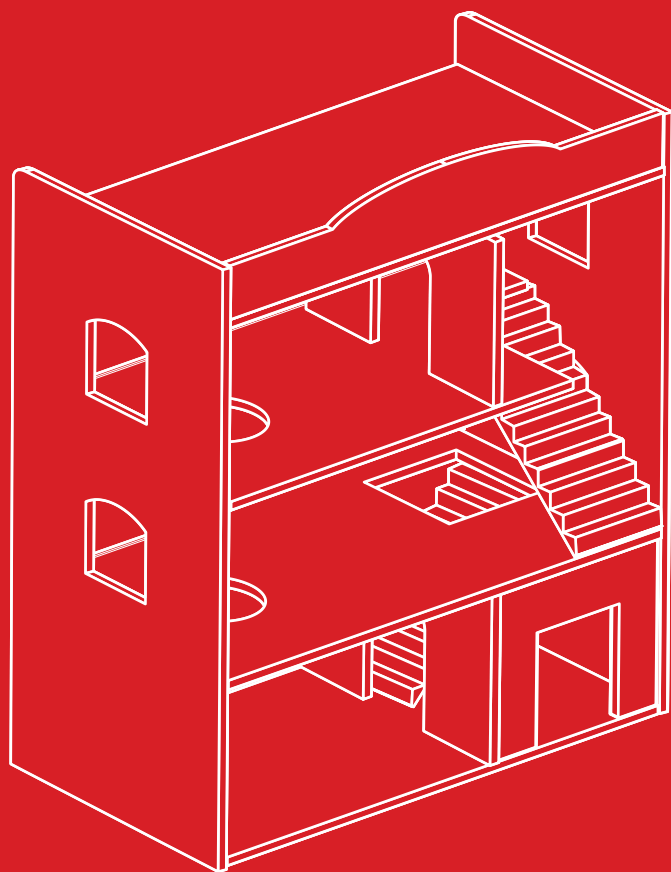




bestchoiceproducts



# INSTRUCTION MANUAL

---

## Wooden Fire Station Dollhouse



bestchoiceproducts

---

As shoppers, we're always trying to find the perfect balance between quality & value. At BCP, we believe we've achieved that. Our diverse catalog of everyday essentials is tailored especially to our customers & guaranteed to hit that sweet spot of high quality & low price.

— Always. —

## ! NOTICE

Please retain these instructions for future reference.

- Product is intended for indoor use only.
- Do not stand on or use any part of this product as a step ladder.
- Firmly secure all bolts, screws and knobs before use.
- Reconfirm that all bolts, screws, and knobs are secure every 90 days.
- If any parts are missing, broken, damaged, or worn, stop using this item until repairs are made and/or factory replacement parts are installed.
- Do not use this item in a way inconsistent with the manufacturer's instructions as this could void the product warranty.
- To clean, wipe down product with a damp cloth, then wipe it down once more with a dry cloth.

## TOOLS REQUIRED



PHILLIPS  
SCREWDRIVER



1 PERSON  
ASSEMBLY



APPROXIMATELY  
45 MIN.  
ASSEMBLY

## HARDWARE

1

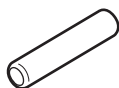
M4 X 35mm  
SCREW



28 PCS

2

25mm DOWEL



6 PCS

## PARTS

A

LEFT SIDE



1 PC

B

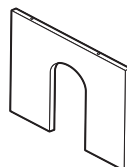
RIGHT SIDE



1 PC

C

ARCHED DOORWAY

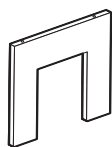


2 PCS

## PARTS

**D**

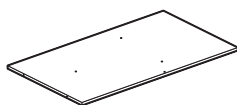
DOORWAY



1 PC

**E**

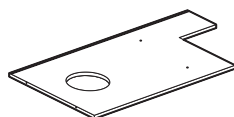
FOURTH FLOOR



1 PC

**F**

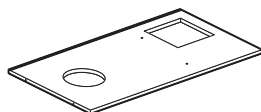
THIRD FLOOR



1 PC

**G**

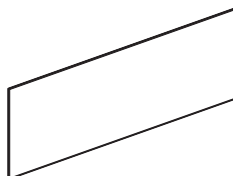
SECOND FLOOR



1 PC

**H**

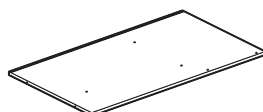
BACK



3 PCS

**I**

FIRST FLOOR



1 PC

**J**

FRONT PANEL



1 PC

**K**

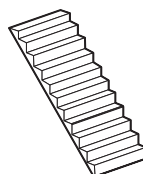
POLE



1 PC

**L**

STAIRCASE



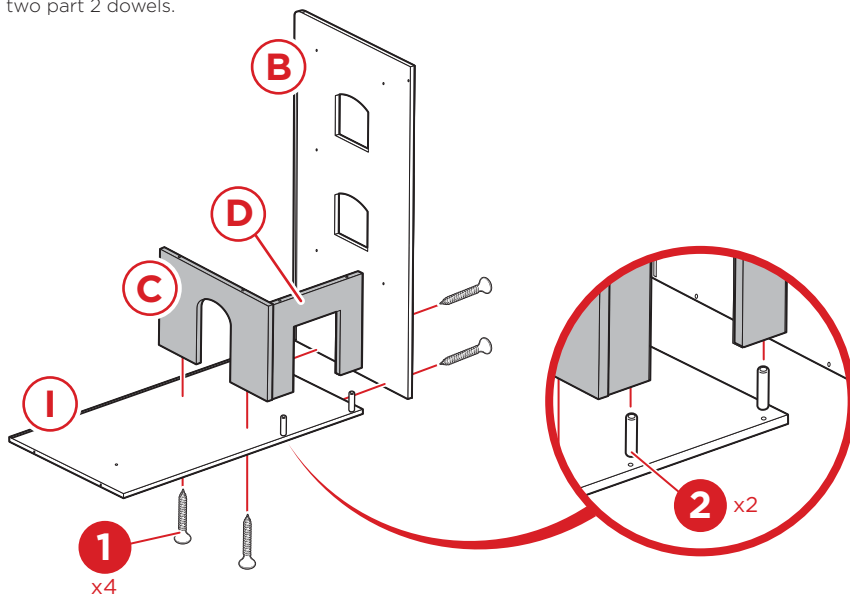
2 PCS

## PRODUCT ASSEMBLY

1

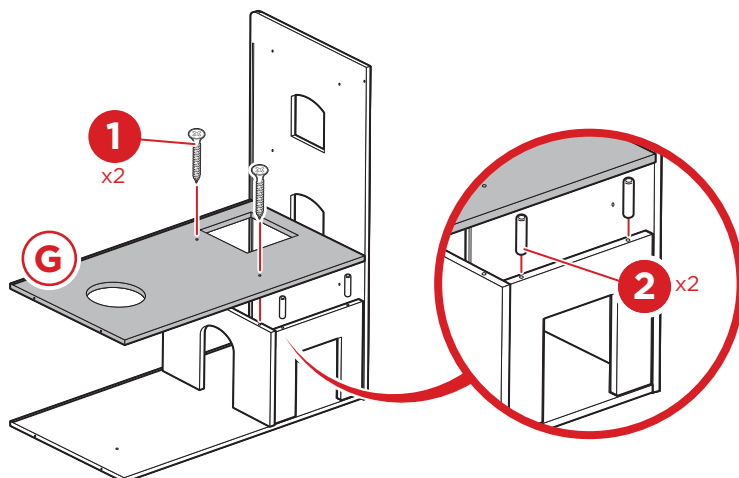
Attach the part B right side to the part I first floor with two part 1 screws.

Attach a part C arched doorway and part D doorway with two part 1 screws and two part 2 dowels.



2

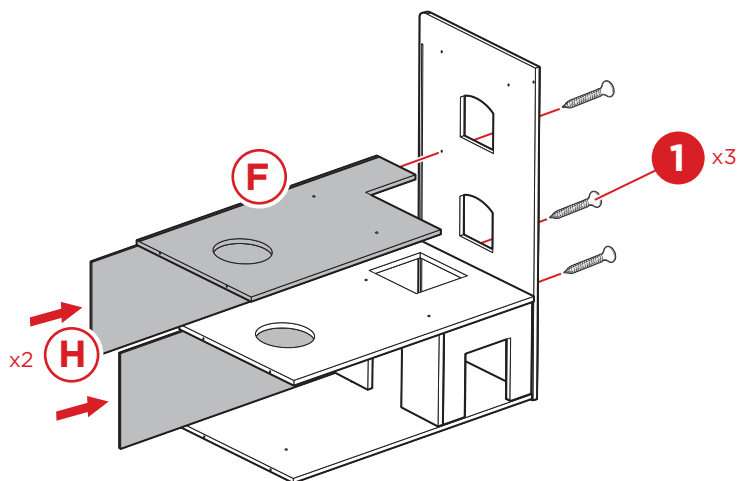
Attach the part G second floor with two part 1 screws and two part 2 dowels.



## PRODUCT ASSEMBLY

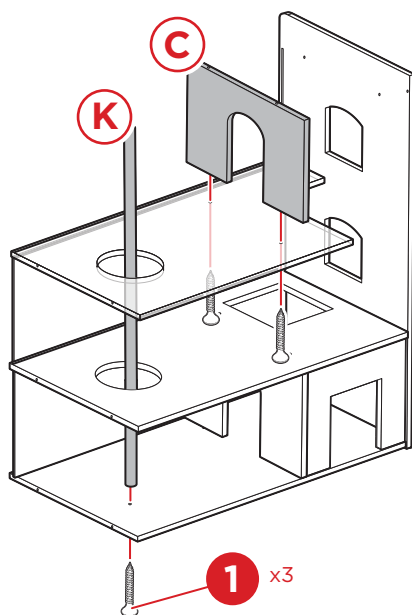
3

Slide in two part H back pieces. Attach the second floor and part F third floor with three part 1 screws.



4

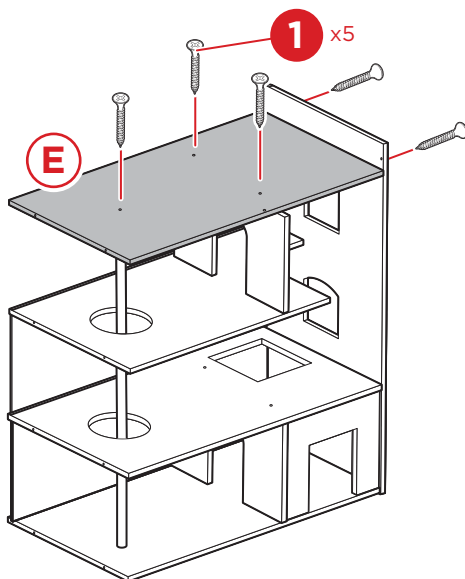
Attach a part C arched doorway and part K pole with three part 1 screws.



## PRODUCT ASSEMBLY

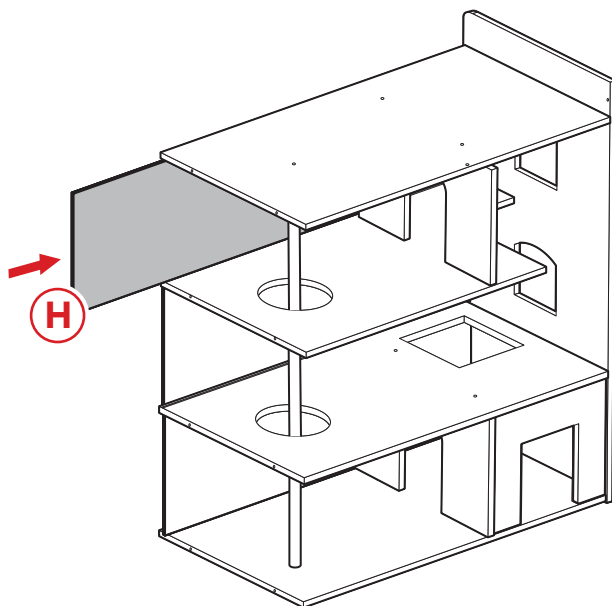
5

Attach the part E fourth floor with five part 1 screws.



6

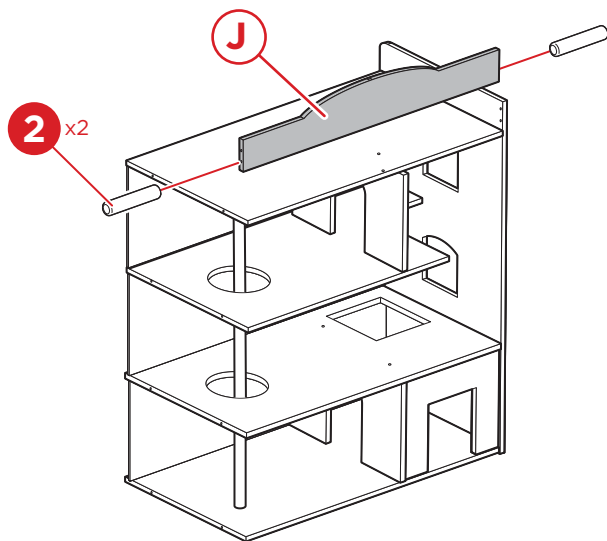
Slide in a part H back piece



## PRODUCT ASSEMBLY

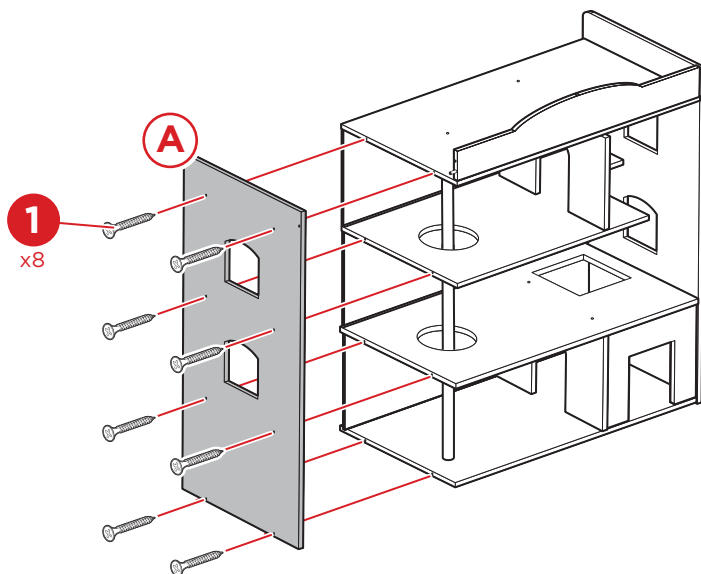
7

Insert two part 2 dowels into the part J front panel.



8

Insert a dowel on the front panel into the right side, then attach the part A left side with eight part 1 screws.

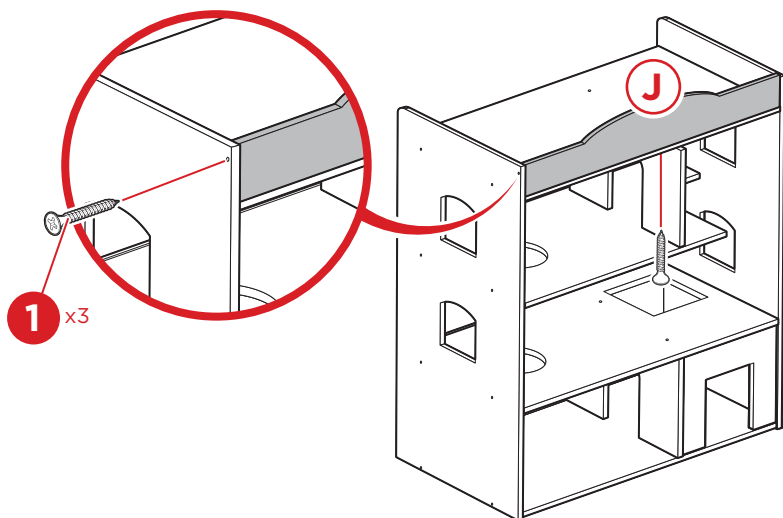




## PRODUCT ASSEMBLY

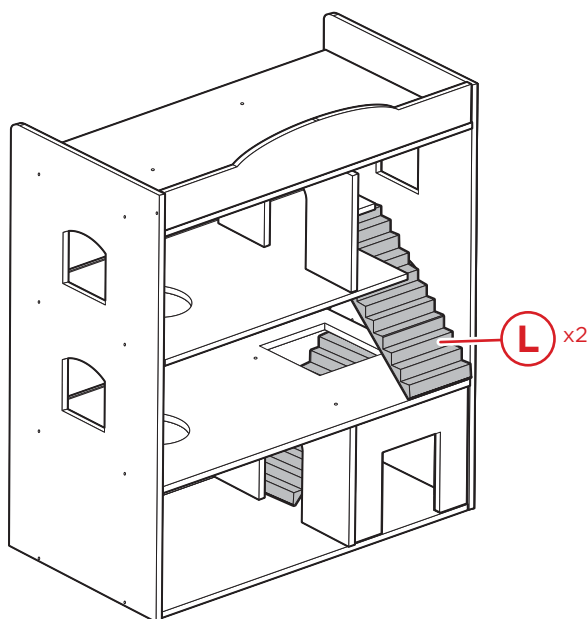
9

Secure the front panel with three part 1 screws.



10

Place two part L staircases



## ACCESSORIES

Use the included accessories to decorate the rooms of the fire station to your liking.

- Toilet
- Bunk beds
- Firefighters (4)
- Helicopter
- Firetruck
- Table & chairs
- Flames (2)
- Dog
- Barbell
- Angled bench

Earn points while you shop. Join today!

# bestchoiceproducts **rewards**

Join | Earn | Redeem

Give your friends 15% off their first order! For each successful referral you'll receive 100 points.

[bestchoiceproducts.com](https://bestchoiceproducts.com)



# HELP CENTER



Question about your product? We're here to help. Visit us at:

[help.bestchoiceproducts.com](http://help.bestchoiceproducts.com)



Chat Support



Product Inquiry



Orders FAQ



Product Assembly



Returns & Refunds

## PRODUCT WARRANTY INFORMATION

All items can be returned for any reason within 60 days of the receipt and will receive a full refund as long as the item is returned in its original product packaging and all accessories from its original shipment are included. All returned items will receive a full refund back to the original payment method. All returned items will not be charged a re-stocking fee.

All returned items require an RA (Return Authorization) number, which can only be provided by a Best Choice Products Customer Service Representative when the return request is submitted. Items received without an RA may not be accepted or may increase your return processing time. Once an item has been received by Best Choice Products, refunds or replacements will be processed within 5 business days.

All returns must be shipped back to the Best Choice Products Return Center at the customer's expense. If the reason for return is a result of an error by Best Choice Products then Best Choice Products will provide a pre-paid shipping label via email. Boxes for return shipping will not be provided by Best Choice Products, and is the customer's responsibility to either use the original shipping boxes or purchase new boxes.

Pictures may be required for some returns to ensure an item is not damaged prior to its return. Items returned are not considered undamaged until they are received by Best Choice Products and verified as such. All damages to items are the customer's responsibility until the item has been received by and acknowledge by Best Choice Products as undamaged.



## WARNING

Manufacturer and seller expressly disclaim any and all liability for personal injury, property damage or loss, whether direct, indirect, or incidental, resulting from the incorrect attachment, improper use, inadequate maintenance, or neglect of this product.