



**PRATT + LARSON**

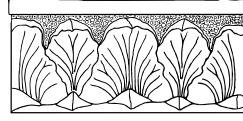


**THEMATIC RELIEF**


## BOTANICAL CAPS + HALF ROUNDS




BB-TBRA  
BB Branch Cap 4x8



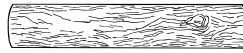
BB-TACA  
BB Acanthus Cap 4x8



BB-TBLO  
BB Blossoms Cap 3<sup>1</sup>/<sub>4</sub>x8



BB-UBRA  
BHRA Branch 2x8



BB-VBRA  
BHRB Branch 1<sup>1</sup>/<sub>2</sub>x8




BB-VBEE  
BHRB Branch w/bee 1<sup>1</sup>/<sub>2</sub>x8



VR-UTRC  
VHRA Trellis C 2x8



BB-VOAL  
BHRB Oak Leaf 1<sup>1</sup>/<sub>2</sub>x8



BB-VROL  
BHRB Rose Leaf 1<sup>1</sup>/<sub>4</sub>x8



BB-WVIN  
BHRB Vine 1<sup>1</sup>/<sub>2</sub>x8



BB-WVIN  
BHRC Vine 1x8



BB-WCAL  
BHRC Camellia Leaf 1x8



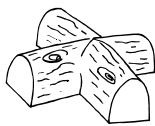
BB-WBRA  
BHRC Branch 1x8



BB-WBEA  
Botanical Bead 1x8



BB-XBRA  
BHRD Branch 1<sup>1</sup>/<sub>2</sub>x8



Branch Cross Corner available for:  
 BHRA Branch                      BB-UBRX  
 BHRB Branch                      BB-VBRX  
 BHRC Branch                      BB-WBRX

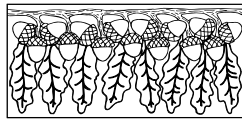


WW40


## BOTANICAL BORDERS



BB-APIN  
BBA Pinecone 4x8




BB-AACO  
BBA Acorn 4x8



BB-ALEA  
BBA Leaves 4x8




BB-ACAM  
BBA Camellia 4x8



BB-AROS  
BBA Rose 4x8



LJ-ABOR  
LJA Border 4x8




BB-ADAI  
BBA Daisy 4x8



BB-BPIN  
BBB Pinecone 1<sup>1/2</sup>x8



BB-BACO  
BBB Acorn 1<sup>1/2</sup>x8



BB-BOLE  
BBB Oak Leaf 2x8



BB-BLEA  
BBB Leaves 2x8



BB-BIVY  
BBB Ivy 2x8



BB-BACA  
BBB Acanthus 2x8



VR-BTWI  
VRB Twisted Leaf 2x8



BB-BRSE  
BBB Rose 2x8



BB-BWRO  
BBB Wild Rose 2x8



BB-CROB  
BBC Rose Bud 1x8




BB-CROS  
BBC Rose 1x8



LJ-BROW  
LJB Rock Wall  
w/snail 2x8



LJ-BROC  
LJB Rock Wall no  
snail 2x8



LJ-CROW  
LJC Rock Wall 1x8



BB-CPIN  
BBC Pinecone 1x8



BB-CLEA  
BBC Leaves 1/2x8

## DECORATIVE 2X2s



BB-FACO  
BBF Acorn



BB-FDAI  
BBF Daisy



BB-FDIA  
BBF  
Dianthus



BB-FDOG  
BBF  
Dogwood



BB-FELM  
BBF Elm



BB-FIRI  
BBF Iris



BB-FMAP  
BBF Maple



BB-FOAK  
BBF Oak



BB-FPAN  
BBF Pansy



BB-FPIN  
BBF  
Pinecone



BB-FPIW  
BBF  
Pinwheel



BB-FPOP  
BBF Pop-  
lar



BB-FPPY  
BBF Poppy



BB-FQUI  
BBF Quince



BB-FROS  
BBF Rose



BB-FBUD  
BBF Rose  
Bud



BB-FWRO  
BBF Wild  
Rose



AA-FART  
AAF  
Artichoke



LJ-FGRP  
LJF Grape



LJ-FBEA  
LJF Bear



LJ-FBEE  
LJF Bee



LJ-FFIS  
LJF Fish



LJ-FFRO  
LJF Frog



LJ-FGRA  
LJF Grass-  
hopper



LJ-FMAY  
LJF  
MayFly



LJ-FOWL  
LJF Owl



LJ-FQUA  
LJF Quail



LJ-FRAB  
LJF Rabbit



LJ-FSQU  
LJF Squirrel



LJ-FDUC  
LJF Duck



LJ-FTUR  
LJF Turtle



LJ-FMJE  
LJF Jellyfish



LJ-FMSK  
LJF Skate



LJ-FMSE  
LJF Sea  
horse



SL-FMIT  
SLF Mitre



SL-FSCA  
SLF Scallop



SL-FSCD  
SLF Diag.  
Scallop



SL-FSNA  
SLF Snail



SL-FSPI  
SLF Spiral



SL-FSTA  
SLF Starfish



SL-FURC  
SLF Urchin



SL-FVOL  
SLF Volute



DC-FCIR  
DCF Circle



DC-FCON  
DCF Cone



DC-FPYR  
DCF Pyramid



DC-FSPI  
DCF Spiral



DC-FSTA  
DCF Star




DC-FIDC  
DCF Ironworks C



2x2 tiles shown in WW7



### 4X8 ANIMALS




LJ-ABEL  
LJA Bear Left\*




WW40




LJ-ABVL  
LJA Beaver Left\*




LJ-ABIL  
LJA Bison Left\*



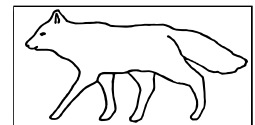
LJ-ADEL  
LJA Deer Left\*




LJ-AELL  
LJA Elk Left\*



LJ-AMOL  
LJA Moose Left\*




LJ-AFXL  
LJA Fox Left\*



LJ-ARAL  
LJA Rabbit Left\*



LJ-ASQL  
LJA Squirrel Left\*




LJ-APFI  
LJA Pond Fish




WW8



LJ-APFR  
LJA Pond Frog




LJ-APMI  
LJA Pond Minnow




LJ-APNE  
LJA Pond Newt



LJ-APON  
LJA Pond Waterlily



LJ-APLP  
LJA Pond Lilypad



LJ-APTU  
LJA Pond Turtle



LJ-APWE  
LJA Pond Weeds

\* also available facing right




LJ-BBEE  
LJB Bee 2x8



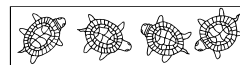
WW70



LJ-BDRA  
LJB Dragonflies  
1 1/2 x 8



LJ-CSNL  
LJC Snake Left 1x8




LJ-BTUR  
LJB Turtle 2x8



WW60


## 4X4 ANIMALS




LJ-DANL  
LJD Antelope




LJ-DBEA  
LJD Bear




LJ-DBEE  
LJD Bee




LJ-DBSR  
LJD Big Horn  
Sheep Right




LJ-DBIB  
LJD Bird B




LJ-DBIC  
LJD Bird C



LJ-DBOR  
LJD Bobcat




LJ-DBUT  
LJD Butterfly




LJ-DHNL  
LJD Hen




LJ-DDRD  
LJD Dragonfly




LJ-DDUR  
LJD Duck



LJ-DELL  
LJD Elk Left



LJ-DFRD  
LJD Frog




LJ-DHEL  
LJD Heron




LJ-DHVE  
LJD Hive




LJ-DHUM  
LJD Hum-  
mingbird




LJ-DMGR  
LJD Moun-  
tain Goat



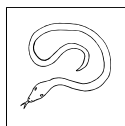
LJ-DOWF  
LJD Owl



LJ-DRAR  
LJD Rabbit




LJ-DRSR  
LJD Rooster



LJ-DSNA  
LJD Snake



LJ-DSQL  
LJD Squirrel



LJ-DTUL  
LJD Turtle Left



## MURALS + PANELS




8x12 LJZ Woodland Bear Panel  
LJ-ZWBP





8x12 LJZ Pond Panel  
LJ-ZPDP






6x18 Bear Panel  
Right - 3 pc  
LJ-EBPR





6x18 Bear Panel  
Left - 3 pc  
LJ-EBPL



6x18 Heron  
Right - 3 pc  
LJ-EHPR





6x12 - 2 pc  
Marsh Grass  
LJ-EHPG





6x18 Heron  
Left - 3 pc  
LJ-EHPL





12x12 Hen Panel 4 pc  
LJ-ZHEN WW36







6x6 Chicks  
LJ-E2CH



6x6 Ground  
LJ-ERGR




12x12 Rooster Panel 4pc  
LJ-ZROO




6x6 Chick  
LJ-E1CH

GARDEN MURALS



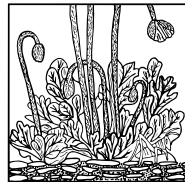

FV-ZPNP FVZ Pear Tree 18x18 (9 tiles)




LJ-ZFOB LJZ Fox and Bird  
12x12 Panel - 4 pc



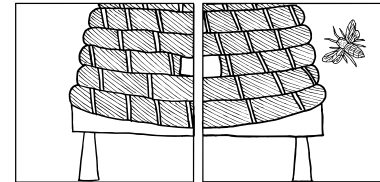
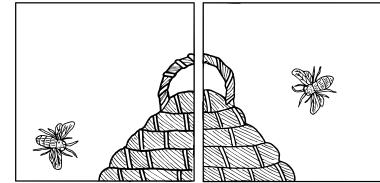
LJ-EGIP  
LJ Iris Panel  
6x18- 3 pc




LJ-EGPP  
LJ Poppy Panel  
6x12- 2 pc



LJ-EGTP  
LJ Tulip Panel  
6x12- 2 pc




LJ-ZBHP LJZ Bee Hive  
12x12 Panel- 4 pc




LJ-EGBU  
LJE Butterfly



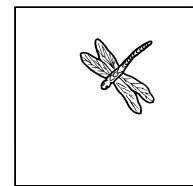
LO-ELBB  
LJ Bird B




LO-ELBC  
LJ Bird C




LJ-EGHU  
Hummingbird




LJ-EGDR  
LJE DragonFly




LJ-EGB1  
LJE One Bee



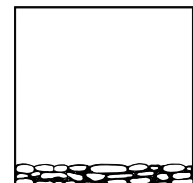
LJ-EGB2  
LJE Two Bees



LJ-EGHO  
LJE Hosta




LJ-EGHC  
LJE Hens/Chicks




LJ-EGRO  
LJE Rock Wall




## MARINE LIFE




LJA 4x8 Marine  
Seahorses  
LJ-AMSE




LJA 4x8 Marine  
Fish  
LJ-AMFI



LJA 4x8 Marine  
Crab  
LJ-AMCF




LJA 4x8 Marine  
Floor  
LJ-AMFL



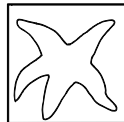
2x8 Marine Life  
LJ-BMLI



4x4 Fish  
LJ-DMFI



4x4 Hermit  
Crab  
LJ-DMHC



4x4  
Starfish  
LJ-DMST



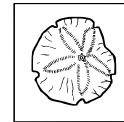
4x4  
Seahorse  
LJ-DMSE




4x4 Marine  
Jellyfish  
LJ-DMJF




4x4 Marine  
Skate  
LJ-DMSK



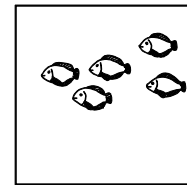
4x4  
Sanddollar  
LJ-DMSA



4x4 Marine  
Sea Turtle  
LJ-DMTU




6x6 Marine  
Fish  
LJ-EMFI



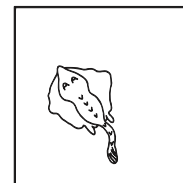
6x6 Marine  
School  
LJ-EMFS




6x6 Marine  
Jellyfish  
LJ-EMJE



6x6 Marine  
Seahorse  
LJ-EMSE



6x6 Marine  
Skate  
LJ-EMSK



6x6 Sea Turtle  
LJ-EMTU



2x2 Skate  
LJ-FMSK




Jellyfish  
LJ-FMJE




2x2 Seahorse  
LJ-FMSE




2x2 Turtle  
LJ-FTUR



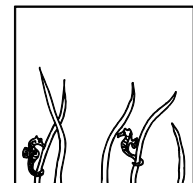
6x6 Marine  
Floor  
LJ-EMFL



6x12 LJ Coral  
Panel - 2 pc  
LJ-EMCP



6x12 Seahorse  
Panel - 2 pc  
LJ-EMSP



6x12 LJ Seaweed  
Panel - 2 pc  
LJ-EMTP

## SEA LIFE



SLA Ocean Border A 4x8  
SL-AOBA



SLA Ocean Border B 4x8  
SL-AOBB



SLA Ocean Border C 4x8  
SL-AOBC



SLA Ocean Border D 4x8  
SL-AOBD



SLB Shell Border  
Corner 1<sup>3</sup>/<sub>4</sub>x1<sup>3</sup>/<sub>4</sub>  
SL-BSHZ



SLB Shell Border  
1<sup>3</sup>/<sub>4</sub>x8  
SL-BSHB



SLB Octopus 2x8  
SL-BOCT



SLC Shell Liner 1x8  
SL-CSHL

## 2X2s



SLF Mitre  
SL-FMIT



SLF Scallop  
SL-FSCA



Diagonal  
Scallop  
SL-FSCD



SLF Snail  
SL-FSNA



SLF Spiral  
SL-FSPI



Starfish  
SL-FSTA

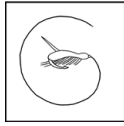


SLF Urchin  
SL-FURC

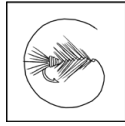


SLF Volute  
SL-FVOL

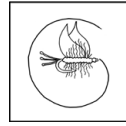
## FLY FISHING



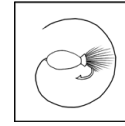
Fly A 4X4  
BC-DFFA



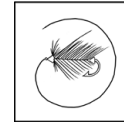
Fly B 4X4  
BC-DFFB



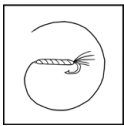
Fly C 4X4  
BC-DFFC



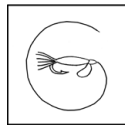
Fly D 4X4  
BC-DFFD



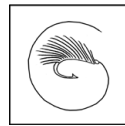
Fly E 4X4  
BC-DFFE



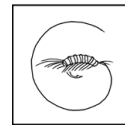
Fly F 4X4  
BC-DFFF



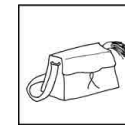
Fly G 4X4  
BC-DFFG



Fly H 4X4  
BC-DFFH



Fly J 4X4  
BC-DFFJ



Fishing Creel 4X4  
BC-DFFK



Fly A 2X2  
BC-FFFA



Fly B 2X2  
BC-FFFB



Fly C 2X2  
BC-FFFC



Fly D 2X2  
BC-FFFD



Fly E 2X2  
BC-FFFE



Fly F 2X2  
BC-FFFF



Fly G 2X2  
BC-FFFG



Fly H 2X2  
BC-DFFH



Fly A 1X1  
BC-LFFA



Fly B 1X1  
BC-LFFB



Fly C 1X1  
BC-LFFC



Fly D 1X1  
BC-LFFD

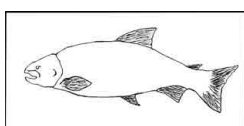


Fly E 1X1  
BC-LFFE



Fly F 1X1  
BC-LFFF

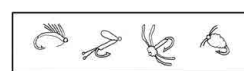
\* 1x1's not to scale



BC Salmon Left\* 4x8  
BC-ASAL



Fishing Pole Left\* 2X8  
BC-BFFAL




Fly Border B 2x8  
BC-BFFB




Fly Liner A 1x8  
BC-CFFA

\* also available facing right


# TREE PANELS




18x24 AAZ Large Tree Panel (12 pc)  
AA-ZLTP



6x18  
BB Tree Side  
Panel- 3pc  
BB-ECYP

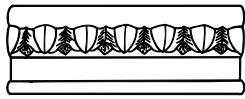


8x12 BBZ Tree Panel  
BB-ZCYP

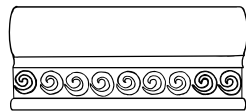


|                                              |                                              |                                         |                                              |                                              |                                              |                                                  |
|----------------------------------------------|----------------------------------------------|-----------------------------------------|----------------------------------------------|----------------------------------------------|----------------------------------------------|--------------------------------------------------|
| 6X24<br>AA Fir Tree<br>Panel- 4pc<br>AA-EFT4 | 6X18<br>AA Fir Tree<br>Panel- 3pc<br>AA-EFT3 | 6x6<br>AA Fir Tree<br>Ground<br>AA-EFTG | 6x12<br>AA Fir Tree<br>Panel- 2pc<br>AA-EFT2 | 6x24<br>3 Fir Trees<br>Panel- 4pc<br>AA-E3F4 | 6x18<br>3 Fir Trees<br>Panel- 3pc<br>AA-E3F3 | 6x12<br>AA 3 Fir Trees<br>Panel- 2 pc<br>AA-E3F2 |
|----------------------------------------------|----------------------------------------------|-----------------------------------------|----------------------------------------------|----------------------------------------------|----------------------------------------------|--------------------------------------------------|

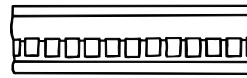
## DC SERIES



DC-UEGG  
DCU Egg & Dart  
Cap 3x8



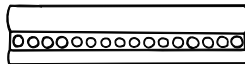
DC-USPI  
DCU Spiral Cap  
3 1/2 x 8



DC-VDEN  
DCV Dentil Cap 2 1/4  
x 8



DC-VEGG  
DCV Egg & Dart Cap  
1 3/4 x 8



DC-VDOT  
DCV Dot Cap  
2x8




DC-CDEN  
DCC Dentil 1x8



DC-CEGG  
DCC Egg & Dart  
1x8



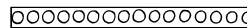
DC-CPYR  
DCC Pyramid 1x8



DC-CSPI  
DCC Spiral 1x8



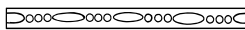
DC-CBEA  
DCC Beads 1/2 x 8



DC-CDOT  
DCC Dots 1/2 x 8



DC-CFEA  
DCC Feather 1/2 x 8



DC-CNEC  
DCC Necklace 1/2 x 8



DC-CRIB  
DCC Ribbon 1/2 x 8



DC-FPYR  
DCF Pyramid  
2x2



DC-FSPI  
DCF Spiral  
2x2



DC-FSTA  
DCF Star  
2x2



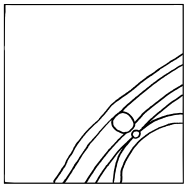
DC-FCIR  
DCF Circle  
2x2



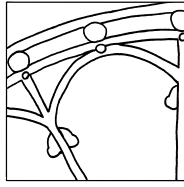
DC-FCON  
DCF Cone  
2x2




# IRONWORKS



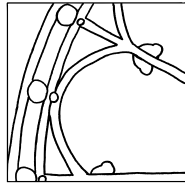
DC-EINC  
New Orleans  
corner




DC-EINA  
New Orleans A




DC-EIND  
New Orleans D




DC-EINB  
New Orleans B




DC-EINF New Orleans F



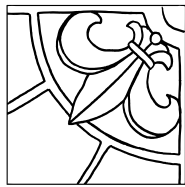

DC-EING  
New Orleans G




DC-EIFF French Quarter F




DC-EIFG  
French Quarter G




DC-EIFF  
French Quarter F




\*DC-EINE  
New Orleans  
Corner E




DC-EIDA  
Ironworks A



DC-EIDB  
Ironworks B



DC-EIDC  
Ironworks C



DC-BIBA  
DCB Ironworks A 2x8




DC-BIBB  
DCB Ironworks B 2x8



DC-BIBC  
DCB Ironworks C 2x8



DC-CIBA  
DCC Ironworks A 1x8



DC-CIBB  
DCC Ironworks B 1/2x8



DCF Ironworks A 2x2  
DC-FIDA



DCF 2x2 Ironworks B  
DC-FIDB



DCF 2x2 Ironworks C  
DC-FIDC



Monochrome  
Glaze- W5

Hand Painted  
DuoChrome- DW5

Hand Painted  
As in Nature- WW5

Thematic relief designs may be ordered in any monochrome glaze color or hand painted in DuoChrome or “as in nature” on the background color of your choice. To customize the hand painting, choose from the corresponding 16 flower color palette and specify your color placement using a line drawing.

Our handmade tile will vary in color, surface and size. Please refer to our glaze usage guide for application recommendations.

## WATERCOLOR HAND PAINTING PALETTES



WW1 Color Palette



WW5 Color Palette



WW7 Color Palette



WW10 Color Palette

Many of our glazes may be used as a background color for hand painting. Specify our standard color placement by ordering "as in nature". To customize the hand painting, choose from the corresponding 16 flower color palette and specify your color placement using a line drawing.

Our handmade tile will vary in color, surface and size. Please refer to our glaze usage guide for application recommendations.



## HAND PAINTING - DUOCHROME



DuoChrome 4x4 Vine Flower B VR-FLOB

Thematic Relief tiles may be ordered hand painted using the DuoChrome technique. Choose any lighter or midrange Watercolor glaze for the background and our artists will select a darker accent color along with white to create a tone-on-tone effect.

Our handmade tile will vary in color, surface and size. Please refer to our glaze usage guide for application recommendations.



PRATT + LARSON





**PRATT + LARSON**



**FLY FISHING**



BC-DFFA  
Fly A 4x4



BC-DFFB  
Fly B 4x4



BC-DFFC  
Fly C 4x4



BC-DFFD  
Fly D 4x4



BC-DFFE  
Fly E 4x4



BC-DFFF  
Fly A 4x4



BC-DFFG  
Fly B 4x4



BC-DFFH  
Fly H 4x4



BC-DFFJ  
Fly J 4x4



BC-DFFK  
Fly K 4x4



BC-FFFA  
Fly A 2x2



BC-FFFB  
Fly B 2x2



BC-FFFC  
Fly C 2x2



BC-FFFD  
Fly D 2x2



BC-FFFE  
Fly E 2x2



BC-FFFF  
Fly F 2x2



BC-FFFFG  
Fly G 2x2



BC-FFFFH  
Fly H 2x2



BC-LFFA  
Fly A 1X1



BC-LFFB  
Fly B 1X1



BC-LFFC  
Fly C 1X1



BC-LFFD  
Fly D 1X1



BC-LFFE  
Fly E 1X1



BC-LFFF  
Fly F 1X1



BC-BFFA Fishing Pole 2x8



BC-BFFB Fly Border 2x8



BC-CFFA Fly Liner A 1x8



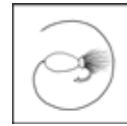
BC-DFFA  
FLY A 4X4



BC-DFFB  
FLY B 4X4



BC-DFFC  
FLY C 4X4



BC-DFFD  
FLY D 4X4



BC-DFFE  
FLY E 4X4



BC-DFFF  
FLY F 4X4



BC-DFFG  
FLY G 4X4



BC-DFFH  
FLY H 4X4



BC-DFFJ  
FLY J 4X4



BC-DFFK  
Fishing Creel 4X4



BC-FFFA  
FLY A 2X2



BC-FFFB  
FLY B 2X2



BC-FFFC  
FLY C 2X2



BC-FFFD  
FLY D 2X2



BC-FFFE  
FLY E 2X2



BC-FFFF  
FLY F 2X2



BC-FFFG  
FLY G 2X2



BC-DFFH  
FLY H 2X2



BC-LFFA  
FLY A 1X1



BC-LFFB  
FLY B 1X1



BC-LFFC  
FLY C 1X1



BC-LFFD  
FLY D 1X1

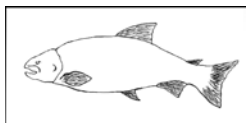


BC-LFFE  
FLY E 1X1



BC-LFFF  
FLY F 1X1

\* 1x1's not to scale



BC-ASAL  
BC Salmon Left\* 4x8



BC-BFFAL  
Fishing Pole Left\* 2X8



BC-BFFB  
Fly Border B 2x8



BC-CFFA  
Fly Liner A 1x8

\* also available facing right



## FLY FISHING BOARDS



**PRATT + LARSON**



**EMBOSSSED**



## EMBOSSED

Our Embossed series uses boldly carved lines to create delightful patterns. These gorgeous tiles are available in any of our glaze colors or may be hand painted using our Polywash technique. In a single color, glazes will melt and pool in the recesses of the design. Opaque glazes may subdue the pattern, while translucent glazes can accentuate it. These beautiful patterns can be further enhanced when hand painted, allowing you to add an accent color to the depths of the carving.

Pratt + Larson has been making custom, hand crafted tile since 1982. Our luxury tile studio is located in the heart of Portland, Oregon and our mission is to enrich your environment and your life. Our tile is available for purchase through our network of partners throughout the US and Canada.






G2-152 Embossed B  
PW1 w/Shell



G2-154 Embossed A  
PW1 w/Blossom



G2-162 Embossed C  
PW1 w/Portland




G2-158 Embossed C W7



G2-161 Embossed D  
PW1 w/Island, W61



G2-163 Embossed B  
PW1 w/Cobalt



G2-155 Embossed A  
PW1 w/Marigold



G2-160 Embossed D  
PW1 w/Glacier



G2-156 Embossed B  
PW1 w/Leaf



G2-149 Embossed D  
PW1 w/Silver



G2-148 Embossed C W82



G2-157 Embossed A W50

## POLYWASH

Enhance the design elements of any Embossed pattern by using our handpainted, Polywash technique.

Choose from any of the 16 gorgeous accent colors shown below. Each pattern will hold the color in its own way, fine lines hold less color and deep lines hold more.


The palette below uses W1 as the over glaze which is clear, allowing these accent colors to shine and sparkle. Changing the over-glaze adds a wash of color over the whole tile. With a darker over-glaze some of the accent colors can be obscured. The more contrast between the accent and the over glaze the better the pattern will stand out.

Polywash tiles are hand crafted and hand painted. Range and variation in color is to be expected.




Polywash 1 Palette


## EMBOSSSED 6x6 PATTERNS




Embossed A EM-66XA



Embossed B EM-66XB



Embossed C EM-66XC



Embossed D EM-66XD





**PRATT + LARSON**






**PRATT + LARSON**



**HIGHLINE**



## HIGHLINE

Inspired by a vast array of sources - ancient Moroccan mosaics, Americana quilt blocks, encaustic tile designs and streamlined art deco architecture- the Highline series uses distinctive, raised lines to build dynamic patterns. This graphic line work creates expansive patterns allowing for grand scale installations.

Lines can appear subtle or more defined, depending on your glaze choice. In a single color the glazes flow from the high points to reveal striking designs. Any Highline design may also be hand filled with color selections from our delightfully bold gloss palette or our sparkling jewel toned crackle palette. We've also created sophisticated, classic gloss and crackle colorfill combinations to make ordering easy.

Incorporating Highline into your next project will absolutely transform your space into a room of beauty, magic and significance.

Pratt + Larson has been making custom, hand crafted tile since 1982. Our luxury tile studio is located in the heart of Portland, Oregon and our mission is to enrich your environment and your life. Our tile is available for purchase through our network of partners throughout the US and Canada.



G1-126 Highline A CF103



G1-127 Highline F Brownstone Matte White



G1-128 Highline D CF17



**HIGHLINE**



G1-129 Highline F CF107




G1-130 Highline B CF108




G1-131 Highline E P146




G1-132 Highline F Custom Gloss Colorfill



G1-133 Highline B W63



G1-134 Highline C CF105



G1-135 Highline B CF19



G1-136 Highline D Custom Crackle Colorfill




G1-137 Highline H W98



G1-138 Highline A Custom Crackle Colorfill



G1-139 Highline A CF102



G1-140 Highline F CF12




G1-161 Highline H CF17



G1-142 Highline J CF11



G1-143 Highline C CF16




G1-144 Highline J C204



G1-145 Highline J Custom Crackle CF



G1-147 Highline D CF16



G1-148 Highline E Custom Gloss CF



G1-149 Highline D CF18



G1-150 Highline A CF16




G1-151 Highline J CF109



G1-153 Highline H CF108



G1-152 Highline E CF15




G1-155 Highline F R210




G1-154 Highline C W97


## HIGHLINE LINE DRAWINGS



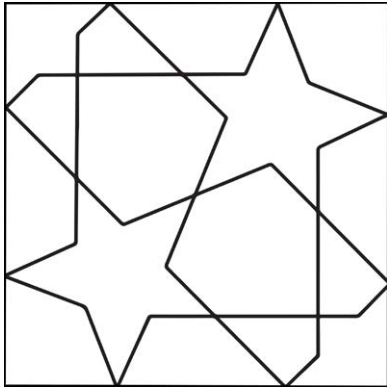
Highline A HL-66XA



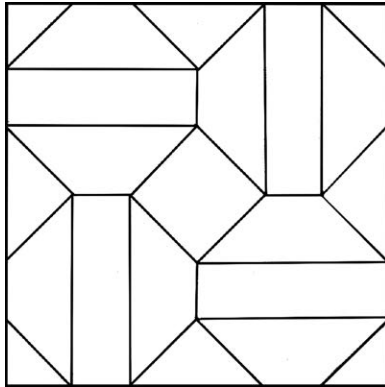
Highline B HL-66XB



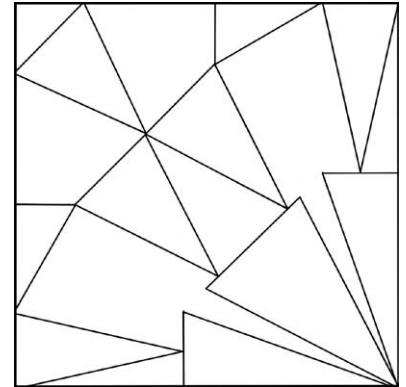
Highline C HL-66XC




Highline D HL-66XD




Highline E HL-66XE



Highline F HL-66XF




Highline H HL-66XH




Highline J HL-66XJ



G1-158 Highline J C51




Highline F




Highline D



# DESIGN INSPIRATION



Highline A



Highline B

## CLASSIC COLORFILLS



We have created sophisticated crackle and gloss color combinations to make ordering ColorFills easy. Simply refer to any ColorFill number when ordering and we will apply the corresponding color combination to any Highline or Motif design. These colors are only intended for use in the ColorFill process; they are not available as field tile. Glaze depth in color filled areas will vary.

## COLORFILL PALETTES



Crackle Palette




Gloss Palette

Crackle and Gloss ColorFills may be customized, using our stunning color palettes. Please provide a line drawing specifying your preferred color placement and we'll make you a sample for approval. Crackle and Gloss colors on these palettes are only intended for use in the ColorFill process; they are not available as field tile.



**PRATT + LARSON**





**PRATT + LARSON**



**MOTIF**



## MOTIF

The Motif designs were influenced by the traditional Cuenca technique of using elegant raised lines to create recurring shapes, forms and pattern.

Lines can appear subtle or more defined, depending on your glaze choice. In a single color the glazes flow from the high points to reveal striking designs. Any Motif design may also be hand filled with color selections from our delightfully bold gloss palette or our sparkling jewel toned crackle palette. We've also created sophisticated, classic gloss and crackle colorfill combinations to make ordering easy.

Pratt + Larson has been making custom, hand crafted tile since 1982. Our luxury tile studio is located in the heart of Portland, Oregon and our mission is to enrich your environment and your life. Our tile is available for purchase through our network of partners throughout the US and Canada.



MTP-02 Motif A ColorFill 7



G4-73 Motif H ColorFill 107



G4-70 Motif E ColorFill 19



MTP-21 Motif B Custom CF




G4-71 Motif C ColorFill 104



G1-168 Motif F ColorFill 15



MTP-14 Motif F C65



G1-170 Motif J ColorFill 16



MTP-01 Motif A ColorFill 2



G4-74 Motif H ColorFill 102




G1-169 Motif B ColorFill 14




MTP-26 Motif C Custom CF





G4-72      Motif E      CF106



MTP-19      Motif H      ColorFill 10




MTP-12      Motif A      W55




G1-171      Motif F      ColorFill 18


## MOTIF 6x6 PATTERNS




MT-66XA Motif Pattern A 6x6




MT-66XB Motif Pattern B 6x6




MT-66XC Motif Pattern C 6x6



MT-66XE Motif Pattern E 6x6




MT-66XF Motif Pattern F 6x6

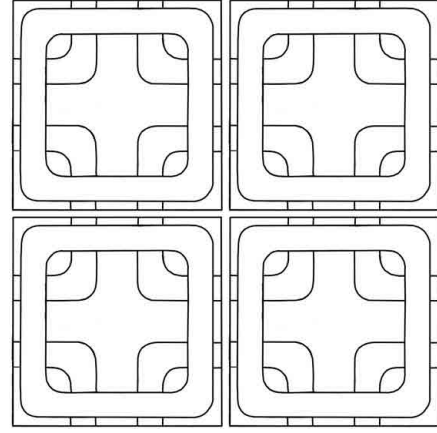


MT-66XC Motif Pattern G 6x6

## MOTIF 6x6 PATTERNS




MT-66XH Motif Pattern H 6x6




MT-66XJ Motif Pattern J 6x6

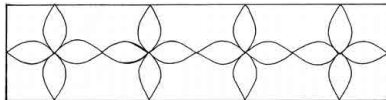
## MOTIF 8" LINERS



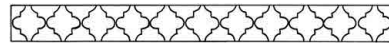
MT-B28A 2x8 Motif Border A



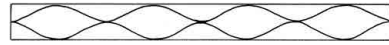
MT-B28C 2x8 Motif Border C



MT-B28E 2x8 Motif Border E



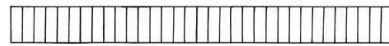
MT-C18A  $\frac{3}{4}$ x8 Motif Liner A



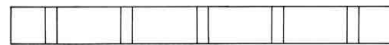
MT-C18E  $\frac{3}{4}$ x8 Motif Liner E



MT-C18G  $\frac{3}{4}$ x8 Motif Liner G



MT-C18I  $\frac{3}{4}$ x8 Motif Liner I



MT-C18J  $\frac{3}{4}$ x8 Motif Liner J

## CLASSIC COLORFILLS



Classic Crackle ColorFills



Classic Gloss ColorFills

We have created sophisticated crackle and gloss color combinations to make ordering ColorFills easy. Simply refer to any ColorFill number when ordering and we will apply the corresponding color combination to any Highline or Motif design. These colors are only intended for use in the ColorFill process; they are not available as field tile. Glaze depth in color filled areas will vary.

## COLORFILL PALETTES



Crackle Palette



Gloss Palette

Crackle and Gloss ColorFills may be customized, using our stunning color palettes. Please provide a line drawing specifying your preferred color placement and we'll make you a sample for approval. Crackle and Gloss colors on these palettes are only intended for use in the ColorFill process; they are not available as field tile.



# PRATT + LARSON






**PRATT + LARSON**



**SCRAFFITO**



## SCRAFFITO


The Scraffito series is inspired by the ancient technique in which a surface layer is scratched to reveal a ground of contrasting color. These original designs were hand carved giving the lines a beautiful, drawn quality rarely captured in ceramic tile. Incorporating Scraffito into your project will allow you to create a field of gorgeous, overall pattern.

Scraffito is available in any of our glaze colors or may be hand painted using our Polywash technique. In a single color, glazes will melt and pool in the recesses of the design. More opaque glazes can hide the pattern, while translucent glazes can emphasize the lines. These designs can be further enhanced when hand painted. Each tile holds color in its own way, fine lines hold less color and deep lines hold more.

Pratt + Larson has been making custom, hand crafted tile since 1982. Our luxury tile studio is located in the heart of Portland, Oregon and our mission is to enrich your environment and your life. Our tile is available for purchase through our network of partners throughout the US and Canada.








G2-104 Scraffito E W88




G2-108 Scraffito H S14



G2-105 Scraffito E W86, PW89 w/Charcoal



G2-112 Scraffito G PW5 w/Silver



G2-78 Scraffito B PW20 w/Golden



G2-110 Scraffito H R350 and C600



G2-111 Scraffito F PW79 w/Mushroom, C54



G2-74 Scraffito D PW40 w/Thyme




G2-72 Scraffito C PW1 w/Silver



G2-70 Scraffito D W90




G2-107 Scraffito F PW1 w/Charcoal




G2-109 Scraffito H PW89 w/Charcoal


## 5X10 PATTERNS




SC-510A Scraffito A 5x10




SC-510E Scraffito E 5x10  
(\*pattern is directional)




SC-510B Scraffito B 5x10




SC-510F Scraffito F 5x10  
(\*pattern is directional)



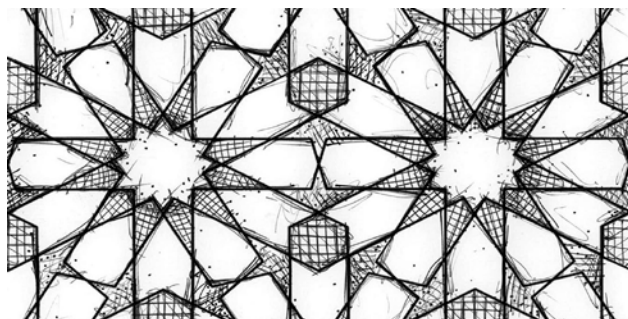
SC-510C Scraffito C 5x10



SC-510G Scraffito G 5x10




SC-510D Scraffito D 5x10




SC-510H Scraffito H 5x10


## 8X8 PATTERNS




SC-88XA Scraffito A 8x8



SC-88XB Scraffito B 8x8



SC-88XC Scraffito C 8x8



SC-88XD Scraffito D 8x8



## POLYWASH

Enhance the design elements of any Scraffito pattern by using our handpainted, Polywash technique.

Choose from any of the 16 gorgeous accent colors shown below. Each pattern will hold the color in its own way, fine lines hold less color and deep lines hold more.

The palette below uses W1 as the over glaze which is clear, allowing these accent colors to shine and sparkle. Changing the over-glaze adds a wash of color over the whole tile. With a darker over-glaze some of the accent colors can be obscured. The more contrast between the accent and the over glaze the better the pattern will stand out.

Polywash tiles are hand crafted and hand painted. Range and variation in color is to be expected.



Polywash 1 Palette





# PRATT + LARSON



Scraffito C 5×10 PW1 w/Indigo