LEVEL FIVE

TENS AND ONES

Developmental Mathematics

SIMPLE ADDITION & SUBTRACTION

5

L. George Saad, Ph. D.
Professor Emeritus
Long Island University

© Copyright 1993, by L. George Saad, all rights reserved. Manufactured in the United States of America. This publication is protected by copyright. No part of this work herein may be reproduced, transmitted, stored or used in any form, or by any means, graphic, electronic, or mechanical. Including but not limited to photocopying, recording, scanning, digitizing, taping, web distribution, information networks, or information storage and retrieval systems. To obtain permissions to use material from this work please submit a written request to copyright@developmentalmathematics.store.

A

Date_____

1 COUNTING: TENS AND ONES

1. How many items?



Twenty and four.
We say: twenty–four.

2. How many items?

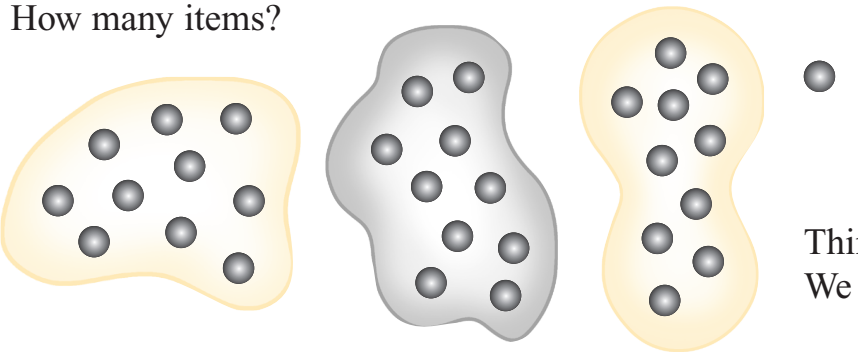

Thirty and one.
We say: _____.

3. How many items?

Forty and _____.
We say: _____.

4. How many items?

Fifty and _____.
We say: _____.

© Copyright by L. George Saad

5. How many items?



We say:
Sixty

6. How many items?

We say:
Seventy

7. How many items?



We say:
Eighty

8. How many items?

We say:
Ninety

© Copyright by L. George Saad

A

Date _____

How many items?

a. 1.

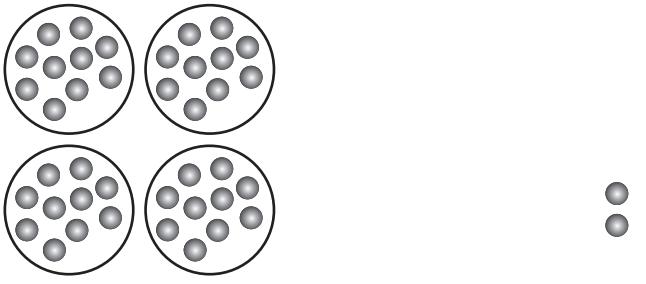

4 tens and 2 ones.
We say: forty-two

2.

5 tens and 7 ones.
We say: fifty-seven.

3.

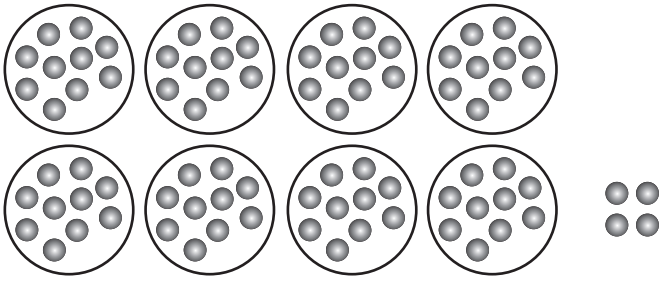

8 tens and 4 ones.
We say: _____.

4.

3 tens and 8 ones.
We say: _____.

5.



6 tens and 3 ones.
We say: _____.

© Copyright by L. George Saad

b. 1. Twenty-four is 2 tens and 4 ones.
Twenty-four also is 20 and 4.

2. Sixty-eight is _____ tens and _____ ones.
Sixty-eight also is _____ and _____.

3. Fifty-two is _____ tens and _____ ones.
Fifty-two also is _____ and _____.

4. Ninety-six is _____ tens and _____ ones.
Ninety-six also is _____ and _____.

5. Thirty-seven is _____ tens and _____ ones.
Thirty-seven also is _____ and _____.

c. 1. Draw a picture for twenty-six.

2. Draw a picture for fifty-nine.

© Copyright by L. George Saad

A

Date _____

How many items?

a. 1.

1 ten and one.
We say: eleven.

2.

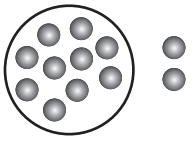

1 ten and two.
We say: twelve.

3.

1 ten and three.
We say: thirteen.

4.

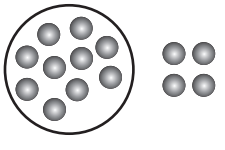

1 ten and four.
We say: fourteen.

5.

1 ten and five.
We say: fifteen.

© Copyright by L. George Saad

b. 1. 1 ten and six. We say _____.

2. 1 ten and seven. We say _____.

3. 1 ten and eight. We say _____.

4. 1 ten and nine. We say _____.

5. 1 ten and four. We say _____.

c. 1. 1 ten and five is fifteen.

2. 1 ten and three is _____.

3. 1 ten and seven is _____.

4. 1 ten and two is _____.

5. 1 ten and one is _____.

d. 1. Seventeen is 1 ten and seven.

2. Twelve is _____.

3. Eleven is _____.

4. Thirteen is _____.

5. Fourteen is _____.

e. Draw pictures:

1. twelve

2. fourteen

© Copyright by L. George Saad

A

Date _____

2 WRITING IN BOXES

1.

TENS	ONES
4	6

2.

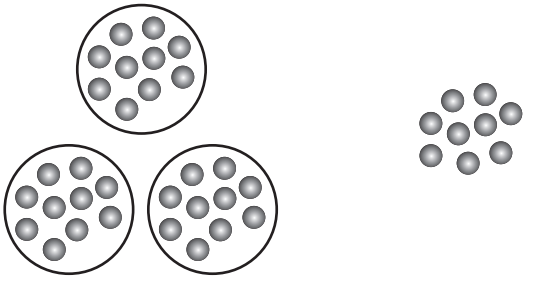

TENS	ONES

How many tens? How many ones?

3.

TENS	ONES

How many tens? How many ones?

© Copyright by L. George Saad

4.

TENS	ONES

5.

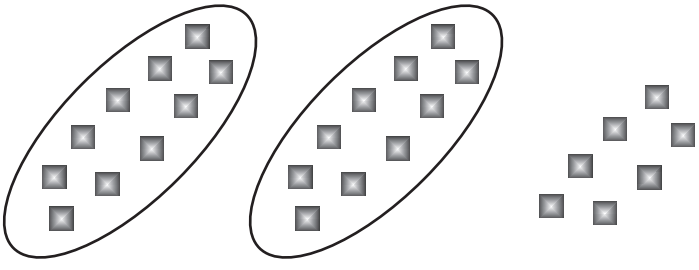

TENS	ONES

6.

TENS	ONES

7.



TENS	ONES

8.

TENS	ONES

© Copyright by L. George Saad

A

Date _____

How many cents?

1.

TENS	ONES

2.

TENS	ONES

3.

TENS	ONES

4.

TENS	ONES

no ones

0 ones

5.

TENS	ONES

© Copyright by L. George Saad

A

Write in the boxes:

a.

1. 7 tens and 4 ones

TENS	ONES

2. 6 tens and 2 ones

TENS	ONES

3. 4 tens and 0 ones

TENS	ONES

4. 9 tens and 0 ones

TENS	ONES

b.

1. sixty-nine

TENS	ONES

2. seventy-three

TENS	ONES

3. forty-one

TENS	ONES

4. thirty-five

TENS	ONES

c.

1. seventeen

TENS	ONES

2. twelve

TENS	ONES

3. fifty

TENS	ONES

4. ninety

TENS	ONES

© Copyright by L. George Saad