

NEW VISIONMOUNT® TILTING MOUNT

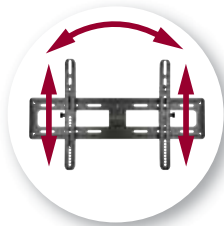
MODEL VMPL50A

SANUS' most popular mount updated with new features and technologies

With the VMPL50A tilting mount, SANUS has made its most popular model, the VMPL50, even better. This heavy gauge steel mount is now slimmer for a sleek, high-tech look and supports TVs up to 70". The VMPL50A also has ProSet™ technology, which allows height and leveling adjustments after installation to ensure perfect TV placement. Additionally, the VMPL50A features a new open wall plate design for cable management and easy installation. Like the VMPL50, the VMPL50A also features Virtual Axis™ technology for smooth tilting and lateral shift technology for perfect positioning on the wall.



VMPL50A-B1 shown



ProSet™ technology height and leveling adjustments allow TV to be perfectly positioned after hanging



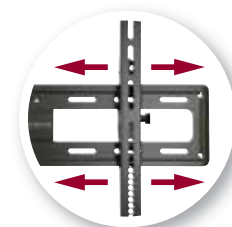
TV brackets snap into place on wall plate for added safety



MODEL VMPL50A



Virtual Axis™ technology provides smooth tilt motion with the touch of a fingertip



Rail design allows TV to shift left and right for perfect placement, even with off-center studs

NEW VISIONMOUNT® TILTING MOUNT

MODEL VMPL50A-B1

Large Tilting Mount for 32" – 70" TVs

PRODUCT DIMENSIONS (w x d x h)

30" x 1.8" x 18.5"
76.2 x 4.6 x 47 cm

PACKAGE DIMENSIONS (w x d x h)

31.7" x 3.9" x 8.6"
80.4 x 9.8 x 21.9 cm

PACKAGE WEIGHT

11.4 lbs
5.2 kg

TV SIZE/WEIGHT CAPACITY

32" – 70" / 150 lbs
81.3 – 177.8 cm / 68 kg

FINISH

Black - VMPL50A-B1

MASTER PACK QUANTITY

3

MASTER PACKAGE DIMENSIONS (w x d x h)

33.1" x 16.7" x 12.8"
84 x 42.5 x 32.5 cm

MASTER PACK WEIGHT

37.6 lbs
17.1 kg

LIST PRICE

\$149.⁹⁹

AVAILABLE

August 2010

UPC

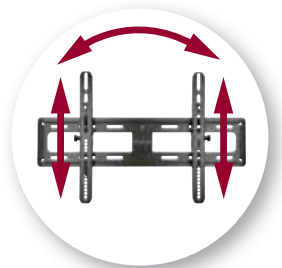
793795521965



VMPL50A-B1 SHOWN

- ProSet™ technology height and leveling adjustments allow TV to be perfectly positioned after hanging
- Rail design allows TV to shift left and right for perfect placement, even with off-center studs
- Virtual Axis™ technology provides smooth tilt motion with the touch of a fingertip
- TV brackets snap into place on wall plate for added safety

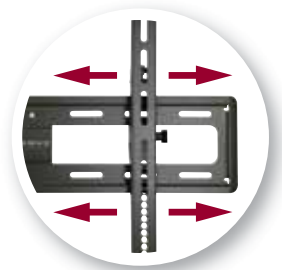
MOUNTING PATTERN 100x100 | 200x100 | 200x200 | 300x200 | 300x300 | 400x200 | 500x200 | 300x300 | 400x300 | 400x400 | 500x400 | 600x400 | Universal » Width: 48.3 – 673 mm
Height: 25 – 437.5 mm



ProSet™ technology



Virtual Axis™ technology



Lateral shift



Snap-on TV brackets

