

LED TAPE LIGHTING

DRY



1 Select Color Temperature & Lumen Output

LOW OUTPUT

- 32.8' Max run length
- 100 lumens/ft.
- 1.45 watts/ft.

HIGH OUTPUT

- 20' Max run length
- 250 lumens/ft.
- 4 watts/ft.

WARM WHITE – 2700K

- 116L27 BK, WH – 16' (24W)
- 1100L27 BK, WH – 100'

WARM WHITE – 2700K

- 120H27 BK, WH – 20' (80W)
- 1100H27 BK, WH – 100'

PURE WHITE – 3000K

- 116L30 BK, WH – 16' (24W)
- 1100L30 BK, WH – 100'

PURE WHITE – 3000K

- 120H30 BK, WH – 20' (80W)
- 1100H30 BK, WH – 100'

COOL WHITE – 4000K


- 116L40 BK, WH – 16' (24W)
- 1100L40 BK, WH – 100'

COOL WHITE – 4000K

- 120H40 BK, WH – 20' (80W)
- 1100H40 BK, WH – 100'



WH White



BK Black

2 Select Power Supply Leads and Interconnect Cables

POWER SUPPLY LEADS

- 1SL1 BK, WH – 1' supply lead
- 1SL2 BK, WH – 2' supply lead
- 1SL8 BK, WH – 8' supply lead
- 1SL25 BK, WH – 25' supply lead
- Connects tape light to power supply




INTERCONNECT CABLES

- Used to connect 2 sections of tape light together or for making tight turns
- 1IC02 BK, WH – 2" Interconnect
- 1IC12 BK, WH – 12" Interconnect
- 1IC36 BK, WH – 36" Interconnect
- 1IC52 BK, WH – 52" Interconnect
- 1IC96 BK, WH – 96" Interconnect

CONNECTORS

- 1C1 BK, WH – Inline splice
- 1C3 BK, WH – 3-way connector
- 6-1/4" x 3-1/2"
- 1C4 BK, WH – 4-way connector
- 6-1/4" x 6-1/4"



3 Choose Power Supply*

Total wattage of tape light cannot exceed wattage rating of power supply.

PLUG-IN POWER SUPPLY

- 10190BK30 30W
- 10190BK48 48W
- 10190BK60 60W



- 2.4W minimum load requirement
- 120V – 240V input

DIRECT WIRE WITH DC 2.1 JACK POWER SUPPLY

- 10191BK60 60W
- 9-1/2" L x 3" W x 1-3/8" H
- 10191BK96 96W
- 11-1/2" L x 3" W x 1-3/8" H
- 120V – 277V input



DIRECT WIRE DIMMABLE

- 10192BK60 60W
- 10192BK96 96W
- 6-1/2" L x 2-1/2" W x 2-1/4" H
- 5W minimum load requirement
- 120V input



10193BK

- 8' cord & plug accessory for use with with 10192BK60 and 10192BK96

*All power supplies are Class 2/24V DC.

4 Select Optional Accessories

ACCESSORIES

- 10198 BK, WH – Inline dimmer
- Can only be used on 24V output side of power supply
- 48W MAX
- For indoor use only

90° ALUMINUM TRACK

- 10171 BK, WH – 12"
- 10170 BK, WH – 36"
- 9/16" H x 1/2" W
- Tracks have pre-installed screws every 6"
- 10177 BK, WH – End caps
- 5 pieces

45° ALUMINUM TRACK

- 10173 BK, WH – 12"
- 10172 BK, WH – 36"
- 1/2" H x 1/2" W
- Tracks have pre-installed screws every 6"
- 10178 BK, WH – End caps
- 5 pieces

U-CHANNEL ALUMINUM TRACK

- 10175 BK, WH – 12"
- 10174 BK, WH – 36"
- 3/4" H x 1/2" W
- Tracks have pre-installed screws every 6"
- 10179 – Diffuser
- 36", cut to size
- 10176 BK, WH – End caps
- 5 pieces
- 10189 BK, WH – Splice box
- Accepts max. 14 gauge wire
- Intended for low voltage connections only
- 2-3/8" L x 2-3/8" W x 1"




12330 BK, WH (10-pack) – 36" Plastic Track

- Snaps on the score every 6" (not shown)



90° Track



45° Track