

# VIRGINIATILE

Design that shapes living.

## ORLEANS

VIRGINIA TILE COMPANY

COLOR-BODY PORCELAIN  
& GLAZED CERAMIC



Product Shown: VTC Orleans Black 24" x 24" .  
VTC Orleans Black and Tan Interlock Hex

## COLORS

---




ORLEANS Ivory  
VTC ORIV



ORLEANS Beige  
VTC ORBE




ORLEANS Gray  
VTC ORGR



ORLEANS Black  
VTC ORBL



Gray & Ivory  
Interlock Hex



Gray & Brown  
Interlock Hex




Black & Tan  
Interlock Hex




Beige & Black  
Interlock Hex

FIELD TILE

5/16"



24" x 48"



24" x 24"



12" x 24"



2" x 8"

DECORATIVE

- 3" x 12" Picket Rectified\*
- 2" x 2" x 1/4" Mosaic\*
- 2" x 10" x 5/16" Interlock Hex

\*Ceramic

TRIM

- 3" x 24" Bullnose
- 1/2" x 12" Jolly

# IVORY

## FIELD TILE

---

7.94mm  
Matte Rectified



24" x 48"



24" x 24"



12" x 24"

9.53mm  
Matte Rectified



2" x 8"

## DECORATIVE

---



10 1/2" x 12 1/2" Gray  
& Ivory Interlock Hex  
6.35mm Rectified



12" x 24" (2" x 2") Mosaic  
Squares 7.94mm Rectified



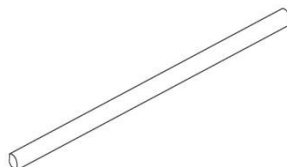
3" x 12" Picket Mosaic  
7.94mm Rectified

## TRIM

---



3" x 24" Bullnose



1/2" x 12" Jolly Matte



# BEIGE

## FIELD TILE

---

7.94mm  
Matte Rectified



24" x 48"



24" x 24"



12" x 24"

9.53mm  
Matte Rectified



2" x 8"

## DECORATIVE

---



10 1/2" x 12 1/2" Beige  
& Black Interlock Hex  
6.35mm Rectified



12" x 24" (2" x 2") Mosaic  
Squares 7.94mm Rectified



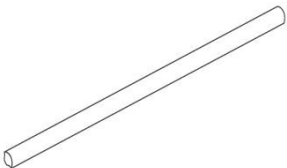
3" x 12" Picket Mosaic  
7.94mm Rectified

## TRIM

---



3" x 24" Bullnose



1/2" x 12" Jolly Matte

# GRAY

## FIELD TILE

---


7.94mm  
Matte Rectified



24" x 48"




24" x 24"



12" x 24"


9.53mm  
Matte Rectified




2" x 8"

## DECORATIVE

---



10 1/2" x 12 1/2" Gray  
& Brown Interlock Hex  
6.35mm Rectified



12" x 24" (2" x 2") Mosaic  
Squares 7.94mm Rectified




3" x 12" Picket Mosaic  
7.94mm Rectified

## TRIM

---



3" x 24" Bullnose



1/2" x 12" Jolly Matte

# BLACK


## FIELD TILE

---


7.94mm  
Matte Rectified



24" x 48"



24" x 24"



12" x 24"

9.53mm  
Matte Rectified




2" x 8"

## DECORATIVE

---



10 1/2" x 12 1/2" Black  
& Tan Interlock Hex  
6.35mm Rectified



12" x 24" (2" x 2") Mosaic  
Squares 7.94mm Rectified



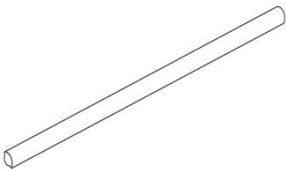
3" x 12" Picket Mosaic  
7.94mm Rectified

## TRIM

---



3" x 24" Bullnose



1/2" x 12" Jolly Matte

# TECHNICAL INFORMATION



V3 Moderate  
Variation

Moderate variation. Significant shade variation.



V4 Substantial  
Variation

Substantial Variation – Random color differences from tile to tile, so that one tile may have totally different colors from that on other tiles.



Recommend offset  
pattern  $\leq 33\%$

Recommendation of 33% or less offset for tiles with one or more sides 15" or greater



Frost  
Resistant

Frost-resistant, polished and matte finishes.



Water Absorption:  
 $< 3.0\%$

Water absorption  $\leq 0.1\%$ , polished and matte finishes.



DCOF:  $\geq 0.60$

According to modern DCOF AcuTest results, receiving higher than a 0.42 DCOF rating on level surfaces means there is a high slip resistance potential and therefore a low probability of slipping.



Ready Ship

Contact Designer for lead times.



Made in USA

Made in the USA.



# CARE AND MAINTENANCE

## PORCELAIN CARE & MAINTENANCE

---

### INITIAL CLEANING

Proper cleaning after installation is essential for future maintenance. Remove excess grout using clean water and a sponge. If grout leaves behind a white haze, it can be wiped off using a clean cloth after grout has cured. Stubborn residue may require the use of a grout haze remover solution or neutral detergent. Thoroughly rinse the area with clean water and dry with a clean towel or wet vacuum.

### ROUTINE MAINTENANCE

Immediately wipe up any spills and clean the area using a damp cloth or sponge. Remove loose soil using a broom or vacuum. To remove stubborn surface debris, use a scraper or putty knife. Wipe the area with a PH-neutral and soapless cleaner. Rinse with clear water and wipe dry to prevent residue. Do not use cleaning wax, oil-based cleaners, ammonia, sealants, or products containing acid or bleach for routine maintenance. Avoid using abrasive cleaning products such as steel wool.

## CERAMIC CARE & MAINTENANCE

---

Glazed tile products should be cleaned routinely with an all-purpose, low VOC, household or commercial cleaner. The product chosen should also be grout joint cleaning compatible. The type of product may vary depending on the tile application and use. A multipurpose spray cleaner, which removes soap scum, hard water deposits and mildew designed for everyday use can be used on wall tile areas in residential baths and showers. A cotton mop, cloth, sponge, or non-metallic brush should be used to apply and agitate cleaner. Rinse the area with clean water and dry thoroughly. Routine cleaners should never contain harsh chemicals as these can damage tile. Acids can damage grout and the glazed surface of the tile. Ammonia can discolor grout.

Regular dust mopping, sweeping, or vacuuming is recommended prior to cleaning with liquid products.

Unglazed tile should be cleaned routinely with concentrated tile cleaners with a neutral pH for safe regular use. These cleaners are better suited for removing grease, oils, and normal spills from unglazed products. Again, these products will vary depending on the application, amount of traffic and the use. The product chosen should also be compatible with the grout.

## ILLINOIS

### DOWNTOWN CHICAGO

345 N. Wells Suite 200  
Chicago, IL 60654  
312-380-5400

### ELK GROVE VILLAGE

1601 Estes Ave.  
Elk Grove Village, IL 60007  
630-595-0515

## IOWA

### CLIVE

2001 NW 92nd Ct.  
Clive, IA 50325  
515-224-1200

## KANSAS

### KANSAS CITY

5100 Kansas Avenue  
Kansas City, KS 66106  
913-573-0600

### WICHITA

2140 W. Harry Court  
Wichita, KS 67213  
316-265-6653

## MICHIGAN

### FARMINGTON HILLS

24404 Indoplex Circle  
Farmington Hills, MI 48335  
248-476-7850

### GRAND RAPIDS

3440 Broadmoor S.E.  
Grand Rapids, MI 49512  
616-942-6200

### TROY

900 W. Maple Rd. Suite 100  
Troy, MI 48064  
248-649-4422

### LIVONIA CORPORATE HEADQUARTERS

28320 Plymouth Road  
Livonia, Michigan 48150  
734-762-2400

## MINNESOTA

### PLYMOUTH

1820 Berkshire Ln.  
North Plymouth, MN 55441  
763-559-5531

## MISSOURI

### SPRINGFIELD

2727 N. Lecompte Rd.  
Springfield, MO 65803  
417-862-7272

### ST. LOUIS

9215 Dielman Industrial Dr.  
St. Louis, MO 63132  
314-995-9900

## NEBRASKA

### OMAHA

10501 I Street  
Omaha, NE 68127  
402-331-0665

## OHIO

### BROOKLYN HEIGHTS

4749 Spring Rd.  
Brooklyn Heights, OH 44131  
216-741-8400

### WARRENSVILLE HEIGHTS

4670 Richmond Rd.  
Warrensville Heights, OH 44128  
216-591-1660

## OKLAHOMA

### OKLAHOMA CITY

5600 SW 36th St. Suite C  
Oklahoma City, OK 73179  
405-232-7141

### TULSA

11915 East 51st St.  
Tulsa, OK 74146  
918-461-0177

## WISCONSIN

### MENOMONEE FALLS

W135 N5511 Campbell Dr.  
Menomonee Falls, WI 53051  
262-781-2551



**VIRGINIATILE**

Design that shapes living.

Good design is born of creativity and imagination, but as we build and renovate, update and expand, the materials we select will define the quality of the spaces we live in beyond what meets the eye.

[virginiatile.com](http://virginiatile.com)

