

I PORT LAUNCH Rugged System

10.2 | 10.5 - Inch

I PORTPRODUCTS.COM

949.226.5222

HOLD, CHARGE & PROTECT IPAD ON TABLE, WALL OR VEHICLE

The Launch Rugged System includes everything you need to hold, charge and protect an iPad in a vehicle, on the move, or back at the office. The system includes a Rugged Case, LAUNCH Case for iPad 10.2 | 10.5, a LAUNCH WallStation, and a Universal Mounting box.

The Rugged Case is a soft silicone cover for the Launch Case 10.2 | 10.5 that provides additional protection for iPad while in the field. Rugged Case provides increased drop protection with reinforced corners and provides mounting rings for additional holding options such as the IPORT shoulder strap or a carabiner. You can also use the adjustable velcro hand strap for additional holding support.

Rugged Case protects all buttons and openings of iPad while still allowing use of the iPad's speaker and microphone. IPORT Rugged Case is the ideal deployment tool for First Responders, restaurant operations, fleet management, or field workers alike.



Shown mounted on Universal Box

THE SYSTEM



SYSTEM FINISHES



UNIVERSAL BOX

Mount to any Solid Surface or VESA Compatible Mount (MIS-D 75mm 100mm)

Rugged Case with LAUNCH Case 10.2 | 10.5

WALLSTATION

CASES



LAUNCH RUGGED SYSTEM

LAUNCH Rugged Case 10.2 | 10.5 - System
(Launch Case 10.2 | 10.5 - Inch + Rugged Case + WallStation + Universal Box)

70395 BLACK \$540

LAUNCH INDIVIDUAL ITEMS

LAUNCH Rugged Case 10.2 | 10.5
(LAUNCH Case Sold Separately)

72010 BLACK \$110

LAUNCH Case 10.2 | 10.5 - Inch

70300 BLACK \$160



Specs, Dims, CADs and more.

I PORT LAUNCH Rugged System

10.2 | 10.5 - Inch

I PORTPRODUCTS.COM

949.226.5222

WALLSTATION



Wall mounting plate

Power from any 12V to 18V power source including in-vehicle.



Specs, Dims, CADs and more.

POWER

INPUT: 15V 2A DC via 2-pin connector
OUTPUT: LAUNCH Inductive Charging


70170
70142

BLACK
WHITE

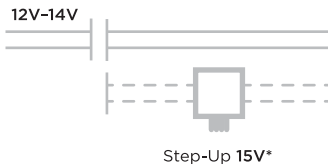
\$215
\$215

LAUNCH RUGGED SYSTEM WIRING GUIDE

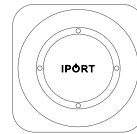
15V CIRCUIT ON VEHICLE



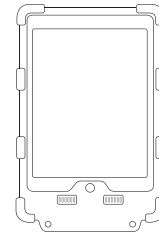
16 AWG Wire
Not to exceed 10 ft.
(Some loss can occur due to distance)



WALLSTATION



SLEEVE



Up to 45W @ 15V 3A

*12V to 15V step-up converter / relay sold separately.

*Note: In installations where power may drop below 12V (e.g. ignition in a vehicle), add a 12V to 15V Converter inline or add a 12V DC relay.

ADD ON TO YOUR SYSTEM (SOLD SEPARATELY)



Inductive charging interface.
Mount in portrait or landscape.



Specs, Dims, CADs and more.

BASESTATION

70158 BLACK \$215
70141 SILVER \$215

POWER

INPUT: 15V 2A DC via 2.1mm ID, 5.5mm OD, Barrel Connector

OUTPUT: LAUNCH Inductive Charging



STANDLE

Add to any LAUNCH Case for Handle and Stand capability.

70326 BLACK \$25
70312 WHITE \$25



LAUNCH SHOULDER STRAP

Add to any LAUNCH RUGGED Case for added holding

72001 BLACK \$22