




bestchoiceproducts



INSTRUCTION MANUAL

72-Inch Elevated Wood
Garden Planter



bestchoiceproducts

As shoppers, we're always trying to find the perfect balance between quality & value. At BCP, we believe we've achieved that. Our diverse catalog of everyday essentials is tailored especially to our customers & guaranteed to hit that sweet spot of high quality & low price.

— Always. —

! NOTICE

Please retain these instructions for future reference.

- Do not stand on or use any part of this item as a step ladder.
- Firmly secure all bolts, screws and knobs before use.
- Reconfirm that all bolts, screws, and knobs are secure every 90 days.
- Fasten screws loosely during initial assembly. Do not firmly tighten the screws until the item is completely assembled.
- Do not use or store this item in the proximity of open flame or flammable/combustible chemicals.
- Be aware that some parts are heavy and have sharp edges.
- If any parts are missing, broken, damaged, or worn, stop using this product until repairs are made and/or factory replacement parts are installed.
- Do not use this item in a way inconsistent with the manufacturer's instructions as this could void the product warranty.
- This item is made of wood and may expand due to moisture.

TOOLS REQUIRED



PHILLIPS
SCREWDRIVER



FLAT HEAD
SCREWDRIVER



ELECTRIC DRILL
(OPTIONAL)



1 PERSON
ASSEMBLY



APPROXIMATELY
45 MIN.
ASSEMBLY

HARDWARE

1

M4.2 X 40MM
SCREW



32 PCS

2

M4.2 X 30MM
SCREW



16 PCS

3

M4.2 X 45MM
SCREW



12 PCS

4

DOWEL



6 PCS

5

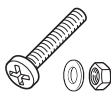
M6 X 85MM
BARREL NUT
& BOLT SET



6 PCS

6

M6 X 55MM
BOLT & WASHER
SET




2 PCS

PARTS

A1


LEG I



2 PCS

A2

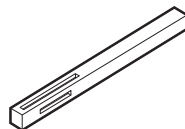
LEG II



2 PCS

A3

LEG III



2 PCS

B1

LONG PANEL I



2 PCS

B2

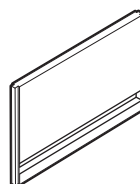
LONG PANEL II



2 PCS

C

SHORT PANEL



2 PCS

D

BOTTOM PANEL I



4 PCS

E


BOTTOM PANEL II



2 PCS

F

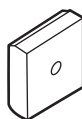
SUPPORT



4 PC

G

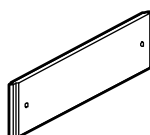
LEG CAP



6 PC

H

DIVIDER PANEL

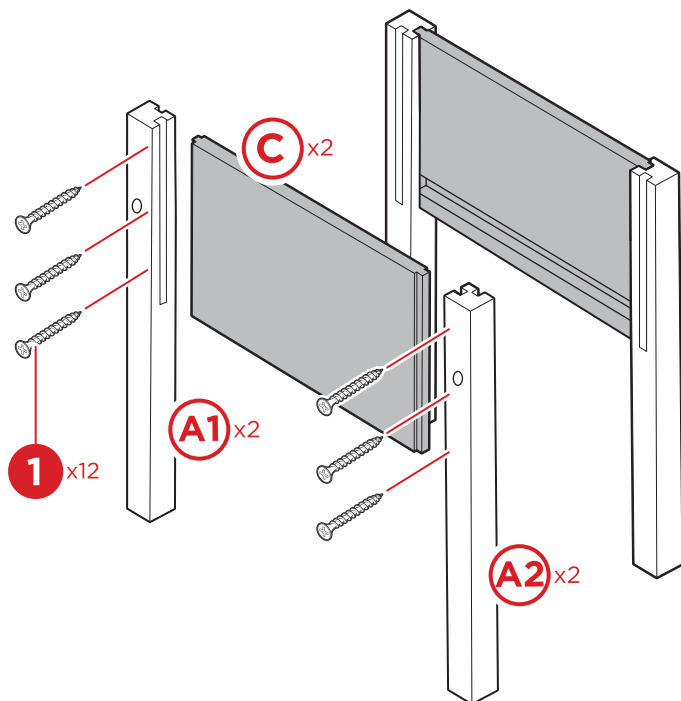


1 PC

PRODUCT ASSEMBLY

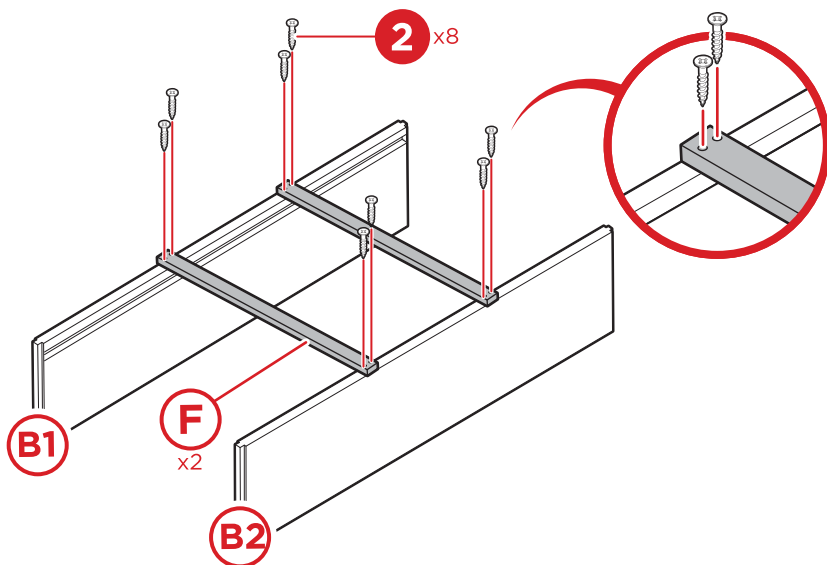
1

Attach one part C short panel to one part A1 leg and one part A2 leg with six part 1 screws, three screws per leg. Repeat to assemble the other short panel and set aside.



2

Locate a part B1 and B2 long panel and connect them with two part F supports and eight part 2 screws. Repeat and build a second long panel assembly, then set aside.

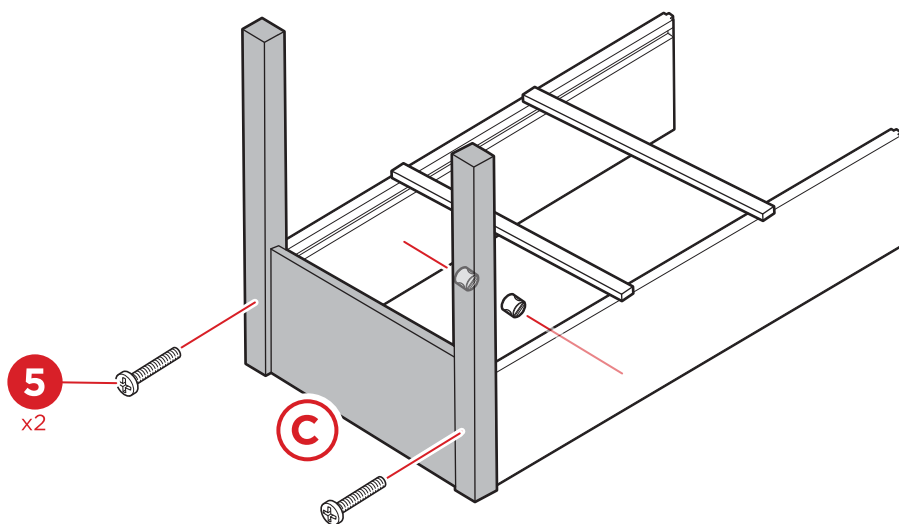


PRODUCT ASSEMBLY

3

Attach one long panel assembly to the short panel with two part 5 nut and bolt sets.

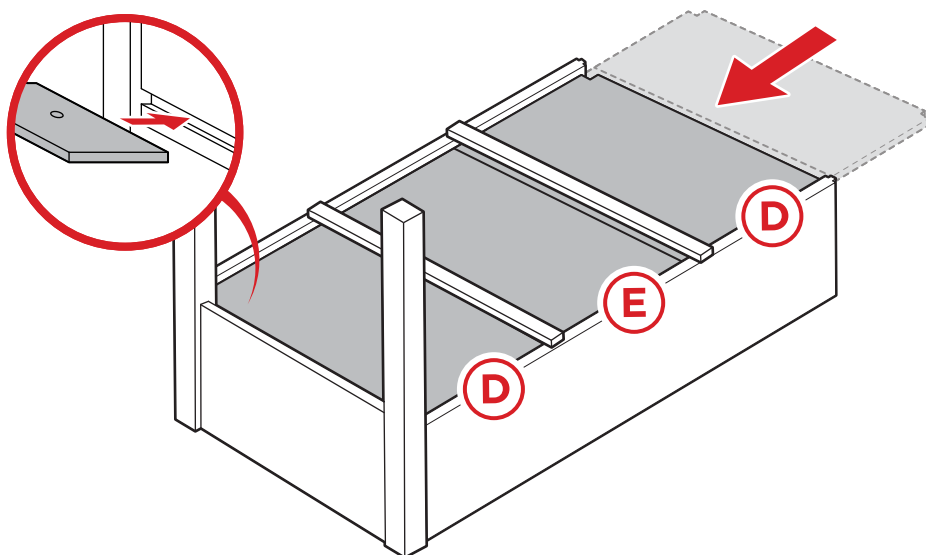
Place the barrel nut into the opening on the long panel, then secure with the corresponding bolt. Repeat to secure the other side.



4

Slide two part D bottom panel and one part E bottom panel into their designated slots.

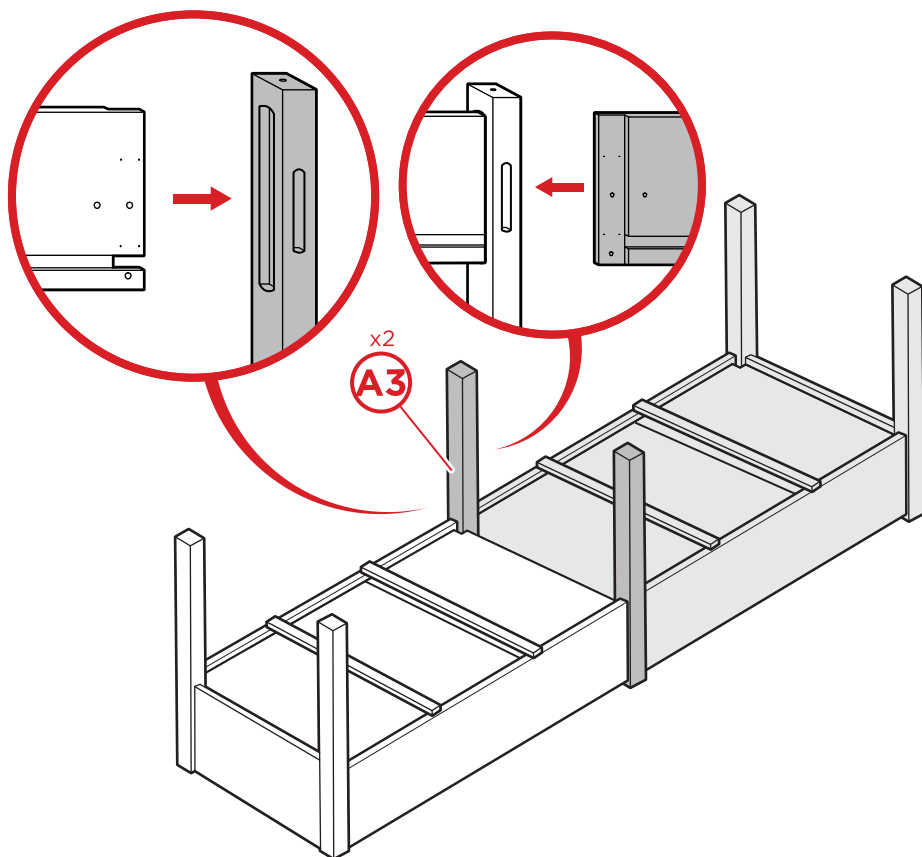
Repeat steps 3 & 4 to assemble the other side.



PRODUCT ASSEMBLY

5

Place two part A3 legs onto one set of long panels, then insert the second assembly to combine both halves.

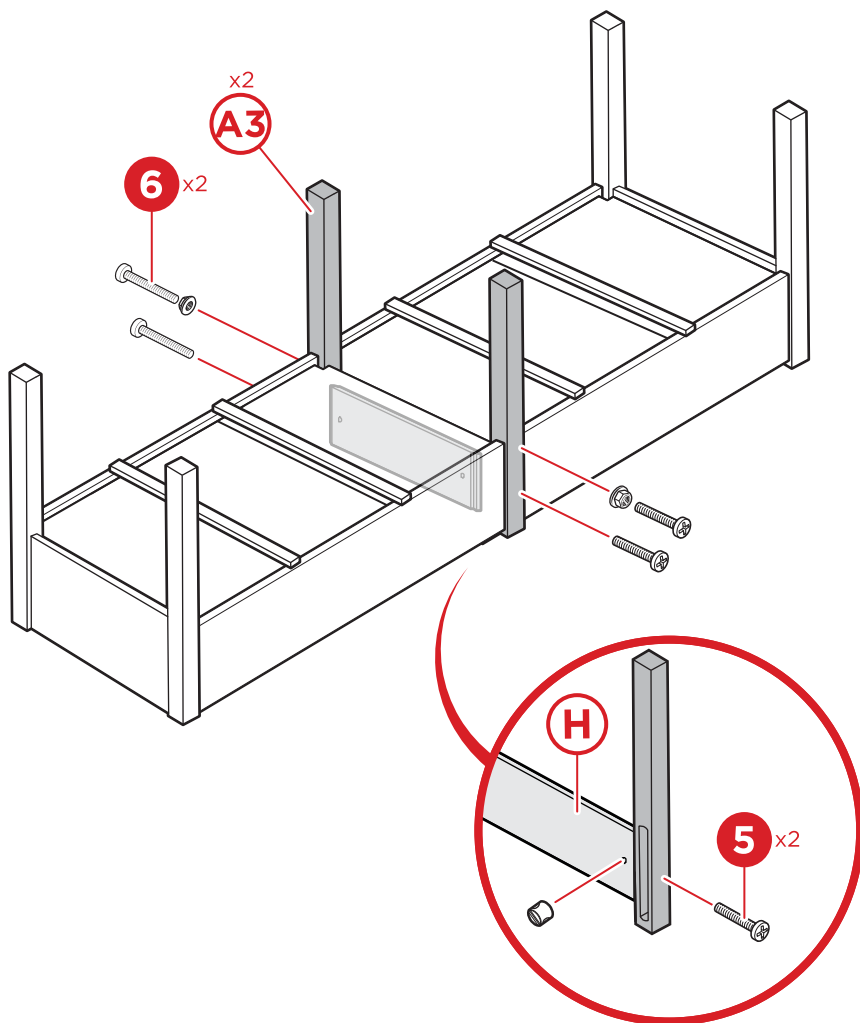


PRODUCT ASSEMBLY

6

Insert the part H divider panel between the part A3 legs. Secure the two halves with two part 6 bolt and washer sets, and two part 5 nut and bolt sets.

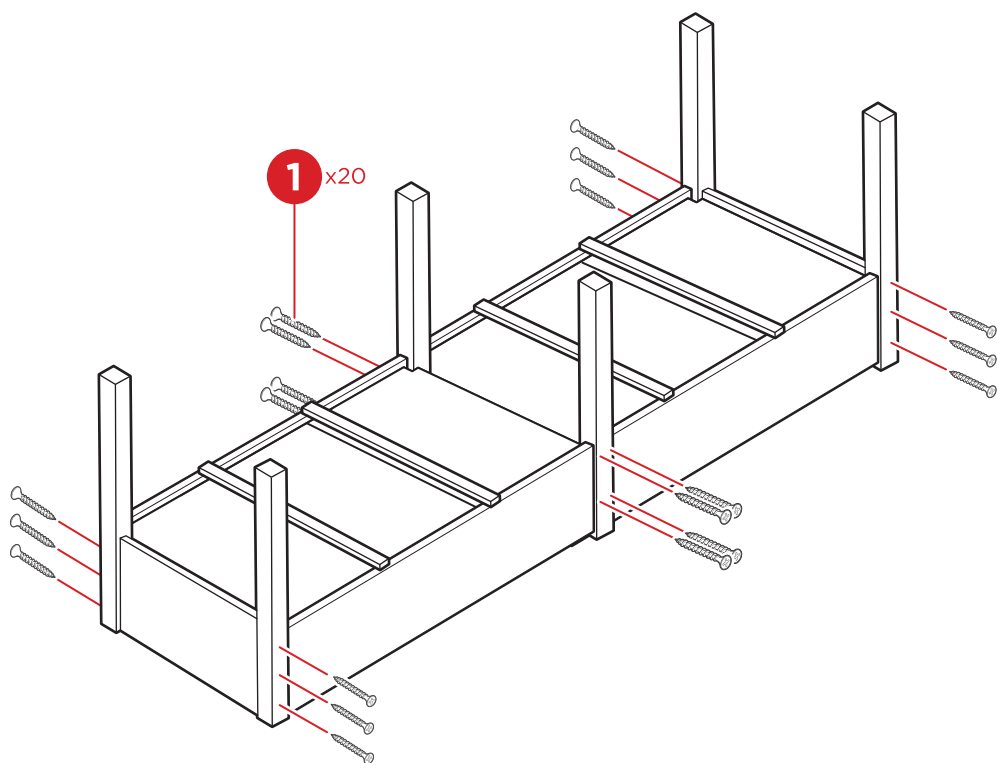
Place the barrel nut into the opening on the divider panel, then secure with the corresponding bolt.



PRODUCT ASSEMBLY

7

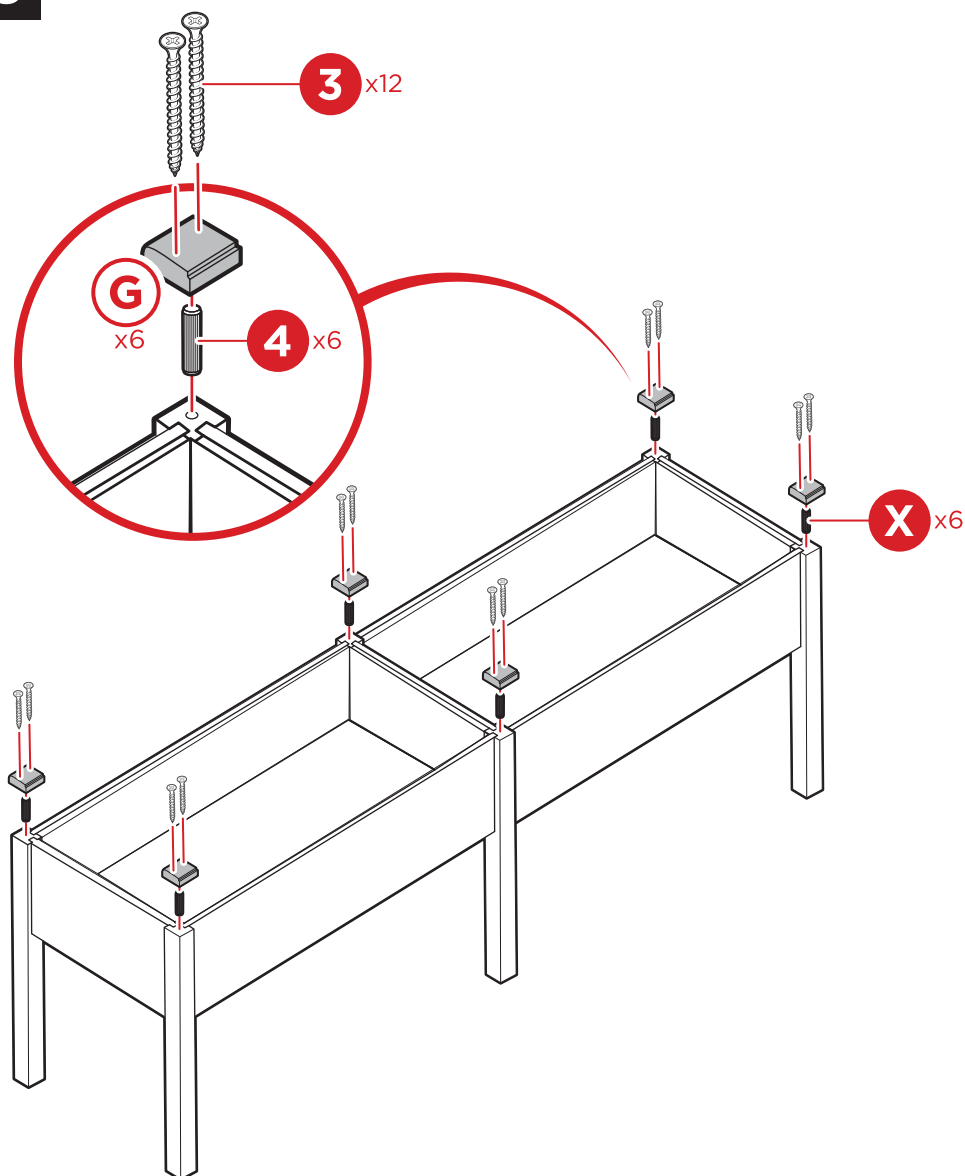
Secure the part A1, A2, and A3 legs with twenty part 1 screws.



PRODUCT ASSEMBLY

8

Attach six part G leg caps with six part 4 dowels and twelve part 3 screws.



Earn points while you shop. Join today!

bestchoiceproducts **rewards**

Join | Earn | Redeem

Give your friends 15% off their first order! For each successful referral you'll receive 100 points.

bestchoiceproducts.com



HELP CENTER



Question about your product? We're here to help. Visit us at:

help.bestchoiceproducts.com



Product Assembly



Returns & Refunds

PRODUCT WARRANTY INFORMATION

All items can be returned for any reason within 60 days of the receipt and will receive a full refund as long as the item is returned in its original product packaging and all accessories from its original shipment are included. All returned items will receive a full refund back to the original payment method. All returned items will not be charged a re-stocking fee.

All returned items require an RA (Return Authorization) number, which can only be provided by a Best Choice Products Customer Service Representative when the return request is submitted. Items received without an RA may not be accepted or may increase your return processing time. Once an item has been received by Best Choice Products, refunds or replacements will be processed within 5 business days.

All returns must be shipped back to the Best Choice Products Return Center at the customer's expense. If the reason for return is a result of an error by Best Choice Products then Best Choice Products will provide a pre-paid shipping label via email. Boxes for return shipping will not be provided by Best Choice Products, and is the customer's responsibility to either use the original shipping boxes or purchase new boxes.

Pictures may be required for some returns to ensure an item is not damaged prior to its return. Items returned are not considered undamaged until they are received by Best Choice Products and verified as such. All damages to items are the customer's responsibility until the item has been received by and acknowledge by Best Choice Products as undamaged.

WARNING

Manufacturer and seller expressly disclaim any and all liability for personal injury, property damage or loss, whether direct, indirect, or incidental, resulting from the incorrect attachment, improper use, inadequate maintenance, unapproved modification, or neglect of this product.