

Mount Vernon

Olde Brick® Finish and Seedy Glass Panels

See pages 158-159 for our complete selection of Posts and Pedestal Mount Adaptors.

TRADITIONAL

T



A 9703 OB



B 9809 OB



C 9804 OB



D 9708 OB



E 9704 OB



F 9707 OB



G 9709 OB





H 9909 OB

Solid Brass
construction

	INCAND. ITEM	INCAND. BULB	W	H	OVRL. H	WIRE (CHAIN)	EXT.	HCWO	NOTES
A	9703 OB	(6) 60W (C)	16	32.5	---	---	17	12.25	W
B	9809 OB	(1) 150W (M)	8.5	18	92	23(72)	---	---	D 3OD (23-30W CFL) Additional chain 4927 OB
C	9804 OB	(4) 60W (C)	13	26	100	7(72)	---	---	D Additional chain 4927 OB
D	9708 OB	(1) 150W (M)	7.5	17	---	---	8.5	7	W 3OD (23-30W CFL)
E	9704 OB	(4) 60W (C)	13	28	---	---	14	11.25	W
F	9707 OB	(1) 100W (M)	5.5	12.5	---	---	6.5	5.25	W 3OD (23-30W CFL)
G	9709 OB	(1) 150W (M)	9.5	19.5	---	---	10.5	7.25	W 3OD (23-30W CFL)
H	9909 OB	(1) 150W (M)	9.5	20.5	---	---	---	---	W 3OD (23-30W CFL)

Measurements shown in inches.

Legend / Symbol Guide

-  = This symbol indicates the product best suited for Indoor use with self-ballasted, compact fluorescent lamps sold through electrical distributors and lighting showrooms across the U.S.
-  = This symbol indicates the product best suited for Outdoor use with self-ballasted, compact fluorescent lamps sold through electrical distributors and lighting showrooms across the U.S.
- (C) = Candelabra based lamp (E-12).
- (C/K) = Candelabra based lamp (E-12) or Krypton candelabra based lamps.
- (K) = Krypton candelabra based lamps.
- (M) = Medium based lamp (E-26).
- (MNCN) = Mini-can based halogen lamps.
- ✓ = Fixture requires supply wire rated for at least 75° C.
- ❖ = Fixture requires supply wire rated for at least 90° C.
- ☆ = When electrical connection is made inside the fixture, supply wire must be rated at least 75° C. When electrical connection is made in an outlet box, supply wire must be rated at least 60° C.
- ⓘ = Installation Instructions: Fixture must be supported independently of the outlet box unless the outlet box is UL listed for the weight to be supported. Consult a qualified electrician/installer. Required installation parts included.
- D = Diameter
- Ext. = Extension
- Fluor. = Fluorescent
- H = Height

HCWO = Height from Center of Wall Opening

Incand. = Incandescent

L = Length

Ovrll. H = Overall Height

W = Width

Wire (Chain) = Wire in excess of chain length.
Example: 19(72) = 19" of extra wire with 72" chain





= Many of the products in this catalog have the ENERGY STAR® logo. This identifies lighting that uses 2/3 less energy than conventional lighting and lasts 6- to 10-times longer. For more information, visit www.energystar.gov.



= Title 24 is a document that contains the building codes for the state of California. All lighting fixtures in this catalog that comply with the August 1, 2009 revision of the California Title 24 standards are marked with the T24 logo. For more information, visit www.energy.ca.gov/title24.


 = ADA Compliant

 = DAMP

 = Dark Sky Compliant

 = Lamp Included

 = Photocell Included

 = WET

- Bulbs not included unless otherwise noted.
- Wattages stated are the maximum recommended, however, you may use lower wattage lamps to suit your lighting needs. Some recommended lamps are not available in the maximum allowable wattage.
- All electrical products are rated as 120-volt, AC unless otherwise noted.
- All electrical products are certified and listed to UL/CSA/ETL Standards for use in U.S.A. and Canada except where noted.
- All products featured in the outdoor section are certified and listed to UL/CSA standards for wet location except where noted.
- All chain drop products equipped with at least 72" of chain.
- Many long life tungsten halogen capsule lamps are now available as alternates to conventional incandescent light bulbs. The halogen capsule lamps may be used to replace any lamp of a higher wattage, but not to exceed the existing specified maximum wattage, i.e., 72W may replace a 75W.
- On some products, in order to accommodate higher than normal ceiling height, extra lead wire is supplied and specified. With additional sections of chain (not included), this allows an added measure of design flexibility.
- Finishes for fixtures installed outdoors are subject to change due to prolonged exposure to sunlight, airborne pollutants and other forms of weathering.
- To serve you better, Kichler® Lighting reserves the right to make improvements to the products in this catalog. Therefore, some products may change during the life of the catalog and the product information contained in this catalog may also have changed.

Abbreviation Key

AB	Antique Brass	BS	Burnished Silver	GNT	Granite	OB	Olde Brick®	RZ	Rubbed Bronze
ABZ	Antique Bronze	BSG	Burnished Silver and Gold	GST	Galvanized Steel	OBZ	Oil Brushed Bronze™	SC	Stucco White
ACK	Antique Crackle™	BST	Brown Stone	HB	Heritage Bronze	OI	Olde Iron	SCK	Seine Crackle™
ADC	Adobe Cream™	BZ	Bronze	LBZ	Lincoln Bronze™	OLZ	Oiled Bronze	SEG	Satin-Etched Glass
AGZ	Aged Bronze	CH	Chrome	LD	Londonderry	OMC	Olde Mill Copper™	SGE	Sage
AP	Antique Pewter	CMB	Cambridge	LED	Light Emitting Diode	OZ	Olde Bronze®	SS	Stainless Steel
AVI	Anvil Iron	CSH	Cashmere™	LZ	Legacy Bronze™	OZU	Olde Bronze® with Umber Glass	SWZ	Shadow Bronze
AZ	Architectural Bronze®	CST	Canyon Slate™	LZG	Legacy Bronze™ with Gold Accents	PB	Polished Brass	SZ	Sedona Bronze™
BA	Brushed Aluminum	CTZ	Colton Bronze™	MBZ	Marbled Bronze	PBC	Polished Brass with Chrome	TRZ	Terrene Bronze
BAB	Burnished Antique Brass	CV	Canyon View™	MCH	Midnight Chrome	PN	Polished Nickel	TZ	Tannery Bronze®
BBZ	Burnished Bronze™	CZ	Carré Bronze®	MIZ	Mission Bronze™	PPW	Polished Pewter	TZG	Tannery Bronze® with Gold
BGN	Burnished Granite™	DBK	Distressed Black	MPC	Mottled Pecan™	PR	Prairie Rock™	TZP	Tannery Bronze® with Polished Brass Accents
BH	Buckhorn™	DBR	Distressed Brass	MUL	Multicolor	PRZ	Parisian Bronze™	VNB	Vintage Natural Brass
BK	Black	DCO	Distressed Copper	NCH	Nickel & Chrome	PZ	Patina Bronze	WBR	Wispy Brûlée™
BKG	Black with Gold Highlights	DZ	Dore Bronze™	NI	Brushed Nickel	RNX	Rubbed Onyx	WCP	Weathered Copper
BKZ	Berkshire Bronze™	FDS	Feldspar™	NIA	Brushed Nickel and Alabaster Swirl Glass	RST	Rustic™	WSP	Weathered Steel
BPT	Brushed Pewter	FZ	Franciscan Bronze™	OAU	Olde Auburn™	RVN	Ravenna™	WH	White
BRL	Brûlée™	GBR	Golden Brûlée™						
BRZ	Brushed Bronze	GD	Gold						