




bestchoiceproducts



INSTRUCTION MANUAL

Kids Electric Guitar Play Set

NOTICE

Please retain these instructions for future reference.

- Do not alter this product in any way as it may result in product failure.
- If any parts are missing, broken, damaged, or worn, stop using this product until repairs are made and/or factory replacement parts are installed.
- Do not use this item in a way inconsistent with the manufacturer's instructions as this could void the product warranty.

AGE RANGE: 3 to 8 years old

REQUIRED



6 AA BATTERIES

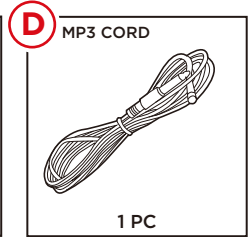
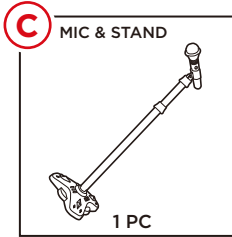
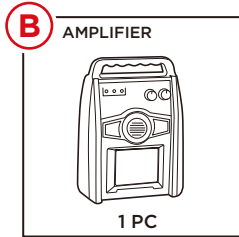
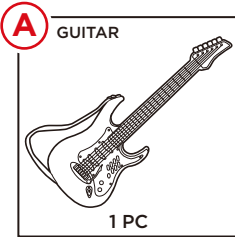


1 PERSON
ASSEMBLY

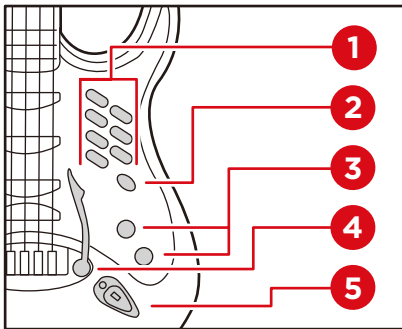


APPROXIMATELY
15 MIN.
ASSEMBLY

PARTS



GUITAR



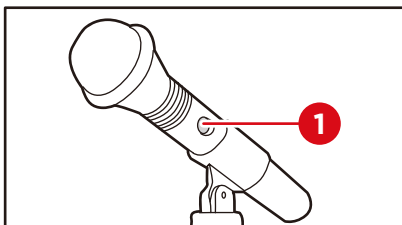
GUITAR BATTERY INSTALLATION

1. Remove the battery cover.
2. Insert 3 AA batteries. Make sure the batteries are inserted with the correct polarity.
3. Replace the battery cover.

GUITAR BUTTONS

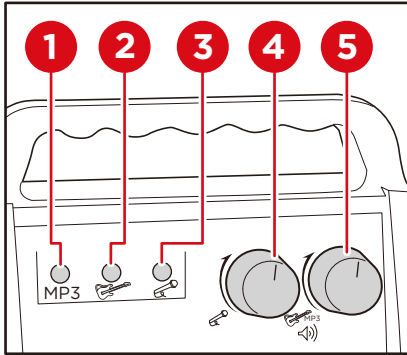
1. MUSIC 1-6 & DEMO
- Each music button plays a different song.
2. STOP
3. MODE 1 & 2
4. WHAMMY BAR
- The whammy bar will let you "remix" music.
5. POWER ON/OFF

MICROPHONE



1. POWER SWITCH

AMP



AMP BATTERY INSTALLATION

- Remove the battery cover.
- Insert 3 AA batteries. Make sure the batteries are inserted with the correct polarity.
- Replace the battery cover.

AMP INPUTS & FUNCTIONS

1. AUX INPUT
Plug in a music player (not included) to play your own music.
2. GUITAR INPUT
3. MICROPHONE INPUT
Controls the microphone volume.
4. MICROPHONE VOLUME
Controls the microphone volume.
5. POWER/VOLUME
Turns on amp and controls guitar and music player volume.

OPERATING INSTRUCTIONS

- Plug the guitar into the guitar jack on the amplifier.
- If desired, plug in the microphone into the microphone jack on the amplifier.
- If desired, plug in a music player into the AUX input on the amplifier.
NOTE: A music player is not required.
- Switch on the amplifier, guitar, and microphone (if being used).
- To use the guitar or a music player, turn the power/volume knob on the amplifier up.
NOTE: The guitar will not make noise unless both the amp and guitar have batteries, are turned on, and the guitar is plugged in.
- To use the microphone, turn the microphone volume knob up.

MAINTENANCE

- If unused for a long period of time, remove the batteries.
- Clean this product with a damp cloth.
- Avoid exposure to direct sunlight and excessive heat.
- Do not immerse product in water.

WARNINGS REGARDING BATTERIES

- Do not mix alkaline, standard (carbon zinc) and rechargeable (nickel hydride) batteries.
- Do not mix old and new batteries.
- Non-rechargeable batteries should not be charged.
- Rechargeable batteries should be charged under adult supervision only.
- Exhausted batteries should be removed.
- The supply terminals should not be short-circuited.
- Do not put batteries next to or in a heat source (fire, electronic heating device, etc.).
- Do not hit batteries against hard objects.
- Do not submerge batteries in water.
- Batteries should be inserted with the correct polarity.



HELP CENTER



Question about your product? We're here to help. Visit us at:

help.bestchoiceproducts.com



Chat Support



Product Inquiry



Orders FAQ



Product Assembly



Returns & Refunds

PRODUCT WARRANTY INFORMATION

All items can be returned for any reason within 60 days of the receipt and will receive a full refund as long as the item is returned in its original product packaging and all accessories from its original shipment are included. All returned items will receive a full refund back to the original payment method. All returned items will not be charged a re-stocking fee.

All returned items require an RA (Return Authorization) number, which can only be provided by a Best Choice Products Customer Service Representative when the return request is submitted. Items received without an RA may not be accepted or may increase your return processing time. Once an item has been received by Best Choice Products, refunds or replacements will be processed within 5 business days.

All returns must be shipped back to the Best Choice Products Return Center at the customer's expense. If the reason for return is a result of an error by Best Choice Products then Best Choice Products will provide a pre-paid shipping label via email. Boxes for return shipping will not be provided by Best Choice Products, and is the customer's responsibility to either use the original shipping boxes or purchase new boxes.

Pictures may be required for some returns to ensure an item is not damaged prior to its return. Items returned are not considered undamaged until they are received by Best Choice Products and verified as such. All damages to items are the customer's responsibility until the item has been received by and acknowledge by Best Choice Products as undamaged.

WARNING

Manufacturer and seller expressly disclaim any and all liability for personal injury, property damage or loss, whether direct, indirect, or incidental, resulting from the incorrect attachment, improper use, inadequate maintenance, unapproved modification, or neglect of this product.