DEADENDS
AUTOMATIC COPPER

COPPER
GD500/GD100

- Fastest method of deadending Copper and Copperweld® conductor.
- Flared mouth of gripping unit permits easy conductor installation.
- Four segment jaw is precision machined and automatically adjusts to the contour of the wire.
- High strength alloy copper tube for gripping Copperweld® conductors
- Available with galvanized steel stirrup clevis or stainless steel Z bail for primary applications.

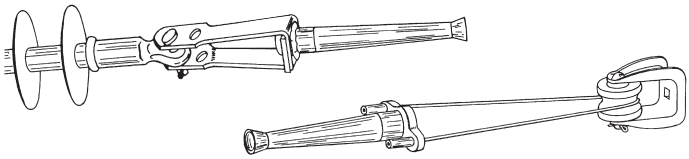

Material: **Shell** – High Strength Copper Alloy
Jaws – Copper Alloy
Clevis Bail – Galvanized Steel
Z Bail – Stainless Steel, Formed Wire
Flex Bail – Braided Stainless Steel
Semi-flex Bail – Stainless Steel, Formed Wire



Z Bail

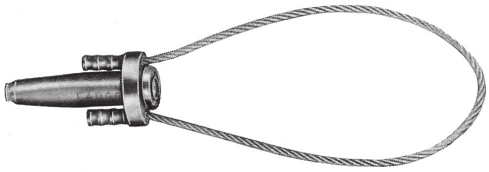

Flex Bail

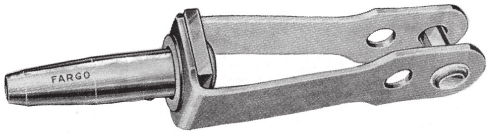

Clevis Bail



Semi-flex Bail

Product Data & Conductor Size

CATALOG NUMBER				CONDUCTOR RANGE			APPROXIMATE CONDUCTOR O.D. INCHES (MM)
				COPPER		COPPERWELD	
CLEVIS BAIL	Z BAIL	FLEX BAIL	SEMI-FLEX BAIL	SOLID ASTM-B258	STRAND ASTM-B8	STRAND	
-	-	GD110	-	8	-	-	.12-.13 (3.1-3.3)
GD511*	GD111Z	GD111	GD111R	6	-	-	.16-.17 (4.0-4.4)
GD512*	GD112Z	GD112	GD112R	4	-	8A	.19-.20 (4.9-5.2)
GD513*	GD113Z	GD113	GD113R	3	4	6A	.22-.23 (5.7-5.9)
GD514	GD114Z	GD114	GD114R	2	3	5A	.25-.26 (6.3-6.6)
GD515*	GD115Z	GD115	GD115R	1	2	4A	.28-.29 (7.2-7.4)
GD516	GD116Z	GD116	GD116R	1/0	1	3A	.32-.33 (8.1-8.3)
GD517	GD117Z	GD117	GD117R	2/0	1/0	2A	.36-.37 (9.1-9.3)
GD518	GD118Z	GD118	GD118R	3/0	2/0	-	.40-.41 (10.2-10.5)
GD519	GD119Z	GD119	GD119R	4/0	3/0	-	.45-.46 (11.5-11.8)
GD520	GD120Z	GD120	GD120R	-	4/0	-	.52-.53 (13.2-13.4)
GD521	GD121Z	GD121	GD121R	-	250 KCMIL	-	.57-.58 (14.4-14.7)
GD523	-	-	-	-	300 KCMIL	-	.62-.63 (15.8-16.1)

**RUS Listed*
Copperweld® is a registered trademark of Fushi Copperweld Inc.