

# WILKINS® Model 375AST

## Reduced Pressure Principle Assembly

### Application

Designed for installation on potable water lines to protect against both backsiphonage and backpressure of contaminated water into the potable water supply. The Model 375AST provides protection where a potential health hazard exists. Ideal for use where lead-free\* valves are required.

### Standards Compliance

- ASSE® Listed 1013
- AWWA Compliant C511 (with gates only), and C550
- FM® Approved
- UL® Classified
- C-UL® Classified
- CSA® Certified B64.4
- cUPC® Listed
- Approved by the Foundation for Cross Connection Control and Hydraulic Research at the University of Southern California
- Meets the requirements of NSF/ANSI/CAN 61 and 372\*  
\*(LESS THAN 0.25% WEIGHTED AVERAGE LEAD CONTENT)

### Materials

Main Valve Body	304L Stainless steel
Access covers	304L Stainless steel
Coatings	FDA Approved electrostatic epoxy finish
Internals	Stainless steel, 300 Series NORLYL™
Fasteners & Springs	Stainless Steel, 300 Series
Seal rings	EPDM (FDA approved)
O-rings	Buna Nitrile (FDA approved)
Sensing line	Stainless Steel, braided hose

### Features

Sizes:	2 1/2", 3", 4", 6", 8", 10"
Maximum working water pressure	175 PSI
Maximum working water temperature	140°F
Hydrostatic test pressure	350 PSI
End connections	
	(Grooved for steel pipe)
	(Flanged bolt pattern)

AWWA C606  
ASME B16.42  
Class 150

### Dimensions & Weights (do not include pkg.)

MODEL 375AST SIZE	WEIGHT														
	WITHOUT GATES		WITH NRS GATES (GXF)		WITH OS&Y GATES (GXF)		WITH NRS GATES (GXG)		WITH OS&Y GATES (GXG)		WITH BUTTERFLY VALVES (GXG)		WITH BUTTERFLY VALVES (GXF)		
	in.	mm	lbs.	kg	lbs.	kg	lbs.	kg	lbs.	kg	lbs.	kg	lbs.	kg	
2 1/2	65	41	19	102	46	120	54	92	42	110	50	87	39	97	44
3	80	42	19	119	54	137	62	107	49	125	57	91	41	104	47
4	100	43	20	176	80	212	96	156	71	192	87	95	43	117	53
6	150	71	32	288	130	346	157	258	117	316	143	158	71	188	85
8	200	177	80	579	263	661	300	539	244	607	275	361	164	407	185
10	250	177	80	784	356	880	399	732	332	822	373	458	208	516	234

MODEL 375AST SIZE	DIMENSION (approximate)																								
	A		A WITH BUTTERFLY VALVES		B LESS GATE VALVES		C		D		E NRS GATE		E OS&Y OPEN		E OS&Y CLOSED		E WITH BUTTERFLY VALVES		F		G		H		
	in.	mm	in.	mm	in.	mm	in.	mm	in.	mm	in.	mm	in.	mm	in.	mm	in.	mm	in.	mm	in.	mm	in.	mm	
2 1/2	65	31 7/8	810	28 3/4	730	16 5/8	422	4 1/2	114	7 1/4	184	11 1/2	292	17 3/4	451	15 3/8	391	8 1/4	210	9 3/4	248	8 5/8	219	42	1067
3	80	32 7/8	835	29 3/8	746	16 5/8	422	4 1/2	114	7 1/4	184	12 3/4	324	20 1/4	514	17	432	8 1/4	210	9 3/4	248	8 5/8	219	43 1/2	1105
4	100	34 7/8	886	30 1/4	768	16 5/8	422	4 1/2	114	8	203	14 1/2	368	22 1/2	572	18 1/4	464	9	229	9 3/4	248	8 5/8	219	50	1270
6	150	43 1/2	1105	36 1/2	927	22 1/4	565	5 1/2	140	10	254	18	457	30 1/2	775	24 1/4	616	10 1/4	260	10 3/4	273	11 1/4	286	61 5/8	1565
8	200	52 3/4	1340	45 3/4	1162	29 1/2	749	9 1/4	235	11	279	21 1/8	537	37	940	28 1/2	724	18 1/2	470	15 5/8	397	13 1/4	337	77 1/8	1959
10	250	55 3/4	1416	49 3/4	1264	29 1/2	749	9 1/4	235	12	305	24 3/4	629	45 5/8	1159	34 3/4	883	18 1/2	470	15 5/8	397	13 1/2	343	85 3/8	2169



NSF/ANSI/CAN 61 & 372

### MODEL 375AST

### Options

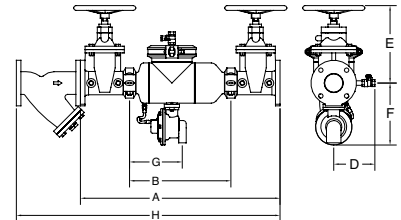
(Suffixes can be combined)

- with flanged end NRS gate valves (standard)
- FSC - with epoxy coated wye type strainer (flanged only)
- G - with grooved end NRS gate valves
- GF - with grooved inlet gate connection and flanged outlet gate connection
- FG - with flanged inlet gate connection and grooved outlet gate connection
- OSY - with flanged end OS&Y gate valves
- OSYG - with grooved end OS&Y gate valves
- BG - with grooved end butterfly valves with integral supervisory switches
- BF - with flanged end butterfly valves with integral supervisory switches

### Accessories

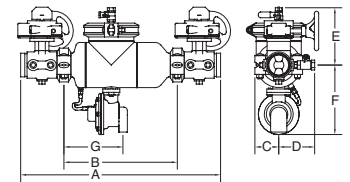
- Connected Pressure Monitor ([Model ZCSM-PF - Spec Sheet](#))
- [Repair kit](#)
- Thermal expansion tank ([Model XT - Spec Sheet](#))
- OS & Y Gate valve tamper switch ([OSY-40](#))
- Air gap ([Model AG - Spec Sheet](#))
- Quick Test Fitting Set ([QT-SET - Spec sheet](#))
- [Wireless Monitor Retrofit Kit](#) for conversion of existing model 375 (212-6-RFK-375W1, 8-10-RFK-375W1) ([Spec sheet](#))

MODEL 375AST with NRS & FSC option

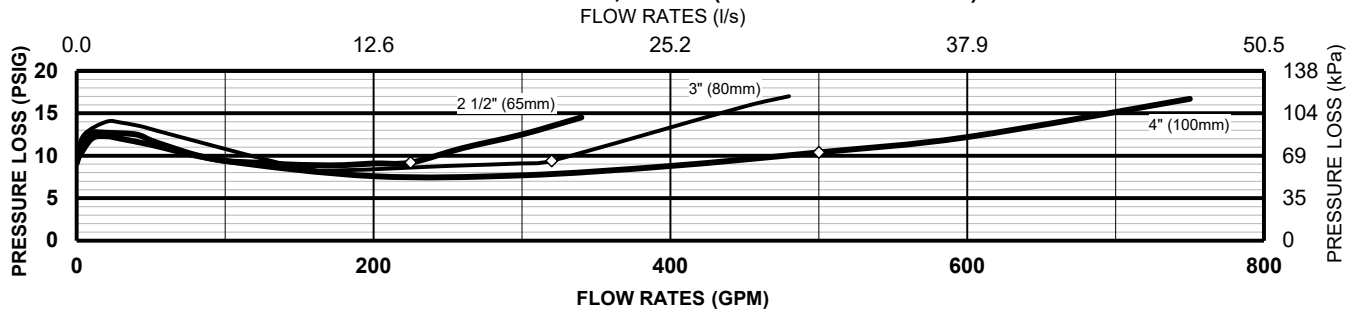


MODEL 375AST with BG option

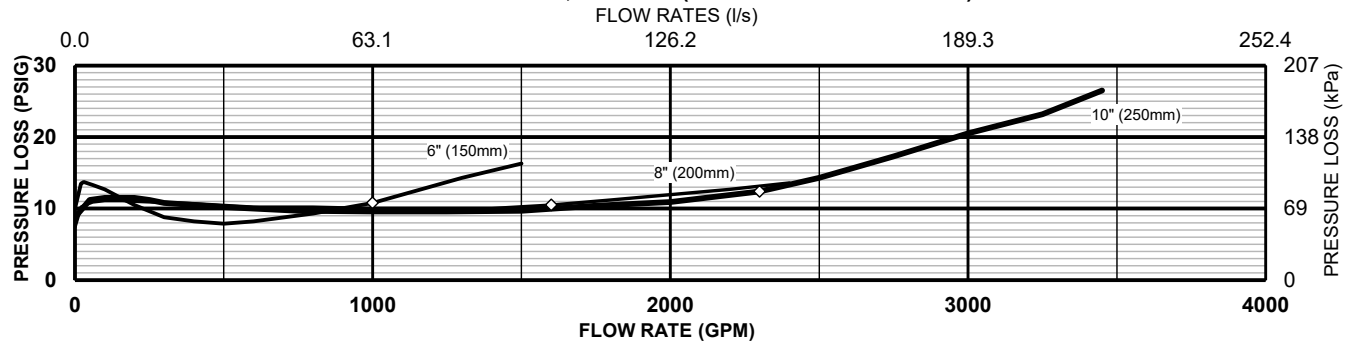
Relief Valve discharge port:  
2 1/2" - 6" - 2.75 sq. in.  
8" - 10" - 3.69 sq. in.



**MODEL 375AST 2 1/2", 3" & 4" (STANDARD & METRIC)**



**MODEL 375AST 6", 8" & 10" (STANDARD AND METRIC)**



**Suggested PRV Pairing:**

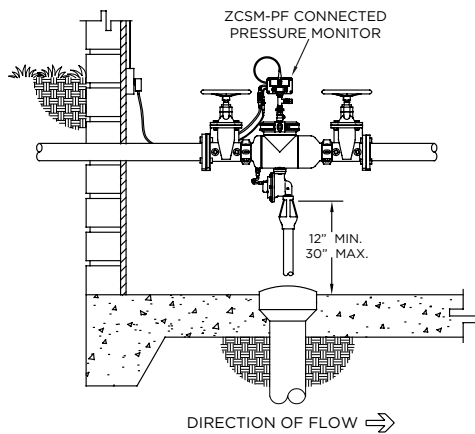
[Model 500XL3 \(Spec Sheet\)](#), Flanged 500XL3F ([Spec Sheet](#))  
[Model ZW209 Pressure Reducing Valve \(6" - 10"\) \(Spec Sheet\)](#)

**Typical Installation**

([Installation & Maintenance Instruction Sheet](#)) 2 1/2" - 6"  
 ([Installation & Maintenance Instruction Sheet](#)) 8" - 10"

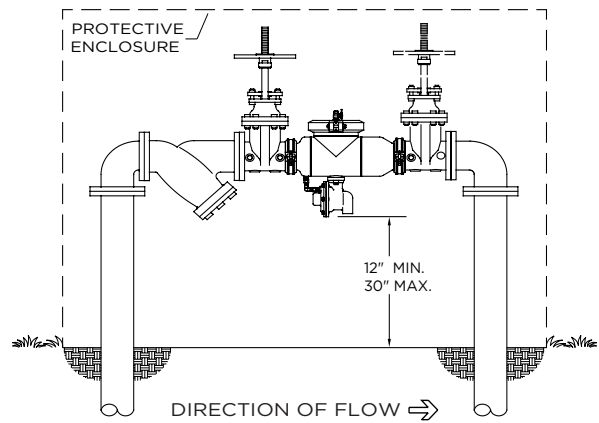
Local codes shall govern installation requirements. Unless otherwise specified, the assembly shall be mounted at a minimum of 12" (305mm) and a maximum of 30" (762mm) above adequate drains with sufficient side clearance for testing and maintenance. The installation shall be made so that no part of the unit can be submerged.

Capacity thru Schedule 40 Pipe (GPM)				
Pipe size	5 ft/sec	7.5 ft/sec	10 ft/sec	15 ft/sec
2 1/2"	75	112	149	224
3"	115	173	230	346
4"	198	298	397	595
6"	450	675	900	1351
8"	780	1169	1559	2339
10"	1229	1843	2458	3687
12"	1763	2644	3525	5288



**INDOOR INSTALLATION**

(375AST with ZCSM-PF Connected Pressure Monitor accessories)



**ZURN WILKINS MODEL 375ASTOSYFSC  
 OUTDOOR HORIZONTAL INSTALLATION**

**Specifications**

The Reduced Pressure Principle Backflow Prevention Assembly shall be certified to NSF/ANSI/CAN 61 and 372, ASSE® Listed 1013, and supplied with full port gate valves. The main body and access cover shall be 304L Stainless Steel, the seat ring and check valve shall be NORYL™, the stem shall be stainless steel (ASTM A 276) and the seat disc elastomers shall be EPDM. The checks and the relief valve shall be accessible for maintenance without removing the device from the line. The Reduced Pressure Principle Backflow Prevention Assembly shall be a ZURN WILKINS Model 375AST.