



Optima[®] Sensor Faucet

EAF-275-SOL-CP-0.5GPM-AER-IQ-FCT

Product description

Solar Power Supply, Mixer Not Included, Polished Chrome Finish, 0.5 gpm, Aerated Spray, Infrared Sensor, Optima[®] Solar-Powered Deck-Mounted Mid Body Faucet.

Compliances & Certifications










(ADA Compliant, ASME A112.18.1 Compliant, BREEAM Materials Credit, BREEAM Water Credit, CEC Compliant, EPD, Green Globes Credit, Green Globes Water, HPD, IAPMO, LEED Credit, LEED HPD, NSF-61/CAN-61, NYC604.4, Proposition 65, Satisfies LEED Credits, TAS, UPC Low Lead Certified, WELL Building Standard)

Code 3335016

Finish

-  Polished Chrome (CP)

Downloads

-  [EAF 200_225_250_275 Installation Instructions.pdf](#)
-  [EAF 200_225_250_275 \(SP\) Installation Instructions.pdf](#)
-  [Faucet Spray Heads Maintenance Guide.pdf](#)
-  [Optima Plus EAF 275 Repair and Maintenance Guide.pdf](#)
-  [Faucet and Soap Dispenser Brochure.pdf](#)
-  [Faucets Brochure \(Spanish\).pdf](#)
-  [Additional Downloads](#)

Videos

-  [PVD Special Finishes](#)

Details

- Flow Rate: 0.5 gpm (1.9 Lpm) (0.5GPM)
- Spray Type: Aerated (AER)
- Sensor Type: Infrared
- Mounting Type: Single Hole
- Power Supply: Solar (SOL)
- Temperature Mixer: Mixer Not Included
- Finish: Polished Chrome (CP)
- Factory Default Timeout: 30s
- Factory Default GPC: 0.25 gpc

Features

Commercial Grade, ADA Compliant, Electronic, Sensor-Activated, Die-Cast Metal Hand Washing Faucet with the following features:

- Double Infrared Sensors with Automatic Setting Feature
- Automatic Self-adapting Sensor Technology
- Solar Powered
- Magnetic Solenoid Valve
- Water Supply Connection with Flexible High-pressure Hose and Strainer
- Appropriate Mounting Hardware included
- Includes 6 VDC Lithium Battery Back-up Power Source
- 3 year limited warranty
- Chrome plated finish
- 0.5GPM sprayhead with multi-laminar flow pattern
- Battery powered with 2 CRP-2 Lithium batteries included

Electrical specifications

- Battery Life: 3 years 8,000 cycles/month
- Optional power harvesting significantly extends service life
- Sensor Range: 4"-5" (102-127 mm)
- Timeout Adjustment Setting: 30 Seconds

Warranty

[View Warranty Information](#)

Notes

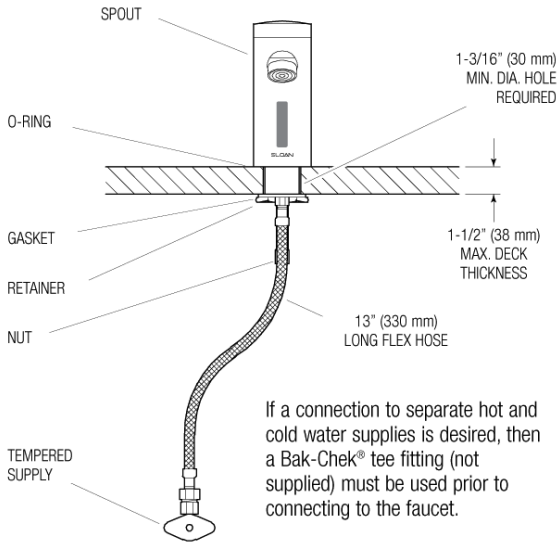
All information contained within this document subject to change without notice.

Looking for other variations of the EAF-275 product? [View the general spec sheet with all options.](#)

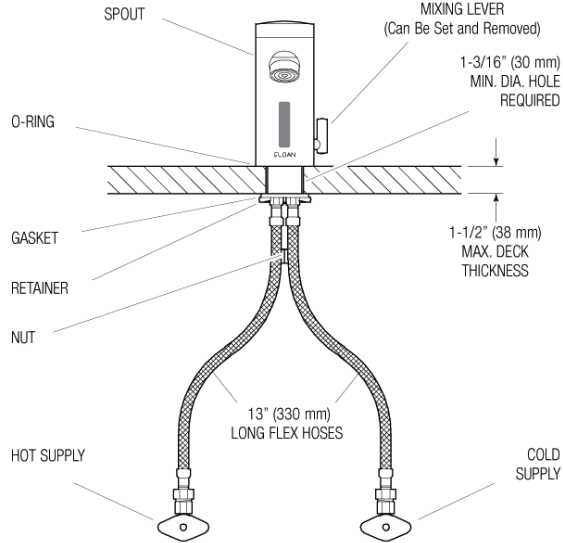
[Find a matching soap dispenser](#) for this faucet.

[Find a compatible sink](#) for this faucet

EAF-275
Faucet with Single Line Water Supply



EAF-275-ISM
Faucet with Hot and Cold Water Supply



When the EAF faucet is installed on a sink that has three (3) hole punchings, a Trim Plate should be used. **Trim Plates must be specified and ordered separately:**

ETF-312-A
Trim Plate for 4" (102 mm)
Centerset Sink

ETF-510-A
Trim Plate for 8" (203 mm)
Centerset Sink

