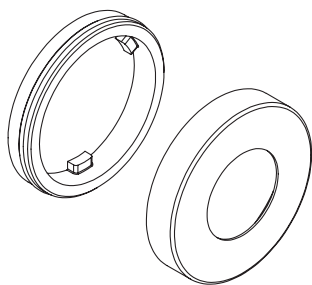
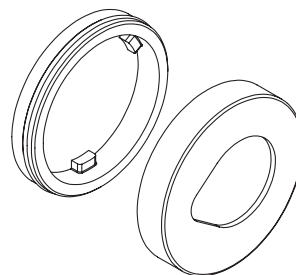


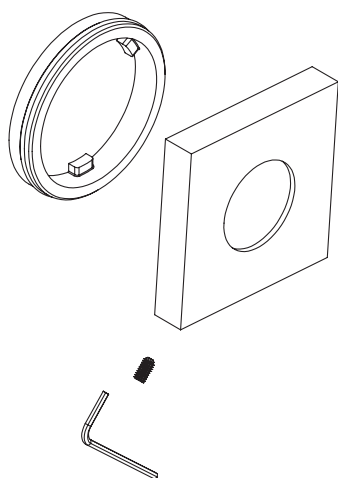
## Installation Instructions for Adaptor Ring to suit 2800 and 2900 Series Leversets



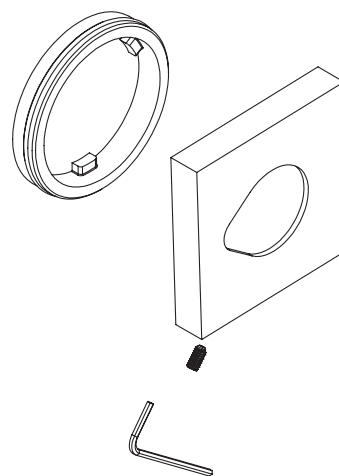
2900 Series Passage Adaptor Ring



2910 Series Privacy Adaptor Ring



2800 Series Passage Adaptor Ring



2810 Series Privacy Adaptor Ring

Adaptor Ring set is used to fit 2800/ 2900 Series Furniture to doors with pre-existing 35-60mm hole.

### Step 1.

- Remove 55/58mm Rosette covers from Leverset and discard.

### Step 2.

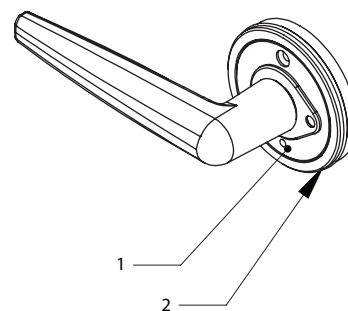
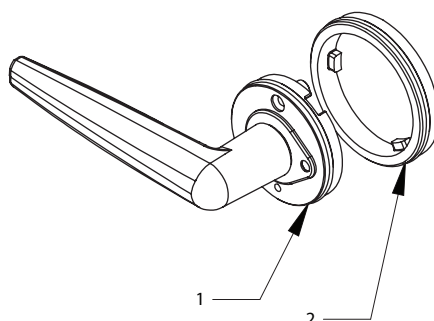
- Remove 65/68mm Rosette covers from Adaptors Rings.

### Step 3.

- Fit Adaptor Ring (2) to back of under-roses (1), engaging tabs on Adaptor Ring into slots on under-rose.

### Step 4.

- Refer to installation instructions supplied with Leverset to finish installation.



**ALLEGION**

1800 098 094

info.au@allegion.com  
gainsboroughhardware.com.au

55R1DOC01UM1 JAN 22

