

SPECIFICATIONS

Certifications/Qualifications

| | |
|-----------------|--|
| ADA Compliant | No |
| Prop65 | No |
| Location Rating | Damp kichler.com/warranty |

Dimensions

| | |
|---|----------|
| Height | 8.75" |
| Width | 31" |
| Height From Center Of Wall Opening (Spec Sheet) | 6.5" |
| Depth | 6.75" |
| Weight | 6.93 LBS |
| Canopy Height | 4.5" |
| Canopy Width | 7" |
| Canopy Depth | 0.75" |

Electrical

| | |
|---------------|-------|
| Input Voltage | 120 V |
|---------------|-------|

Light Source

| | |
|------------------------|--|
| Light Source | Bulb |
| Lamp Included | Not Included |
| # Of Bulbs/LED Modules | 4 |
| Max Or Nominal Watt | 100 W |
| Lamp Type | A19 |
| Socket Type | E26 (Medium) |
| Dimmable | Yes |
| Dimmable Notes | Dimmable when used with dimmer switch (sold separately); when using LED bulbs, see bulb manufacturer dimming specifications. |

Mounting/Installation

| | |
|--------------------------|------------------|
| Interior/Exterior | Interior Product |
| Mounting Weight | 4.73 LBS |
| Install Glass Up Or Down | Both |
| Modular | No |
| Lead Wire Length | 6 |

FIXTURE ATTRIBUTES








Housing/Glass

| | |
|------------------|-----------------|
| Primary Material | Steel |
| Shade Included | No |
| Shade Dimensions | 4.00 DIA X 6.75 |

Product/Ordering Information

| | |
|--------|--------------|
| SKU | 45498CH |
| Finish | Chrome |
| UPC | 783927518970 |

Finishes

-  Black
-  Black
-  Brushed Nickel
-  Brushed Nickel
-  Chrome
-  Chrome
-  Natural Brass



ALSO IN THIS FAMILY



43995BK

43995CH


43995NBR


43995NI

43995OZ

43996BK

 Natural Brass

 Olde Bronze

 Olde Bronze