

ARTEZEN™
GLAZED CERAMIC MOSAICS

MARAZZI®
DARE TO BE BOLD™

WALL

MOSAIC



ARTEZEN™

Artezen was inspired by hand-made ceramics with its undulated surface and translucent glaze. The combination of the structure and the glaze creates beautiful flow of movement across the installation. Artezen is available in three neutral colors, a shimmery bronze metallic and two beautiful shades of blue, including a rich, deep navy and a more muted, powdery blue shade.



COVER PHOTO: METALLIC VIBE
ABOVE PHOTO: DEEP BLUE

USAGE



MATERIAL



PRICING



SPECIAL FEATURES



MOSAIC

2 x 5 PICKET MOSAIC
12 x 11 SHEET




AT20 Elegant White




AT21 Nordic Sand




AT22 Ideal Gray



AT23 Classic Blue



AT24 Deep Blue



AT25 Metallic Vibe

2 x 4 HERRINGBONE MOSAIC
14 x 12 SHEET



AT20 Elegant White



AT21 Nordic Sand




AT22 Ideal Gray



AT23 Classic Blue



AT24 Deep Blue



AT25 Metallic Vibe

2 x 4 BRICK-JOINT MOSAIC
12 x 12 SHEET



AT20 Elegant White




AT21 Nordic Sand



AT22 Ideal Gray



AT23 Classic Blue



AT24 Deep Blue




AT25 Metallic Vibe

1-1/2 x 1-1/2 HEXAGON MOSAIC
12 x 10 SHEET



AT20 Elegant White




AT21 Nordic Sand



AT22 Ideal Gray



AT23 Classic Blue



AT24 Deep Blue



AT25 Metallic Vibe



WATERPROOF



STAINPROOF



DENTPROOF



FIRE RESISTANT



CLIMATEPRO™



SIMPLICLEAN™

USAGE



MATERIAL



PRICING



SPECIAL FEATURES



MOSAIC

SIZES

			Thickness	Sq. Ft./ Carton	Pieces/ Carton
	2 x 5 Picket Mosaic*	12-1/4" x 11-1/8" Sheet (31.12 cm x 27.94 cm Sheet)	1/4"	8.76	12
	2 x 4 Herringbone Mosaic*	14" x 12" Sheet (35.56 cm x 30.48 cm Sheet)	1/4"	8.04	12
	2 x 4 Brick-Joint Mosaic*	12" x 12" Sheet (30.48 cm x 30.48 cm Sheet)	1/4"	9.96	12
	1-1/2 x 1-1/2 Hexagon Mosaic *	11-3/8" x 10-1/4" Sheet (28.89 cm x 26.04 cm Sheet)	1/4"	9.72	12

* Dot-mounted

TRIM

Description	Number	Size	Shape
Jolly	SI/212J	1/2 x 12	

APPLICATIONS

	Target DCOF wet	Suitable
Dry & Level - Interior Floor	N/A	
Wet & Level - Interior Floor	≥ 0.42	
Shower Floors (Residential or Light Commercial)	≥ 0.42	
Exterior Floor Applications (including pool decking & other wet areas with minimal footwear)	≥ 0.60	
Ramps & Inclines	≥ 0.65	
Walls/Backsplashes	N/A	■
Countertops	N/A	
Pool Linings	N/A	■*

A DCOF value of ≥0.42 is the standard for tiles specified for level interior spaces expected to be walked upon when wet, as stated in ANSI A137.1-A326.3. For more information about DCOF and the DCOF AcuTest™, visit marazzitile.com/DCOF.

APPLICATION NOTES:

Suitable for exterior wall applications in non-freezing climates only, when proper installation methods are followed.

* Mosaic tile only

INSTALLATION

Grout Joint Recommendation	Shade Variation
1/8"	<p>V2 Medium Variation (AT20, AT21, AT22, AT23, AT24)</p> <p>V3 High Variation (AT25)</p>

PERFORMANCE CHARACTERISTICS

	ASTM#	Jolly Result	Mosaic Result
Water Absorption	C373	< 20.0%	< 3.0%
Breaking Strength	C648	120 - 230 lbs	250 lbs
Scratch Hardness	MOHS	4.0 - 6.0	4.0 - 6.0
Chemical Resistance	C650	Resistant	Resistant

For additional information on test results, visit us at: marazzitile.com/information/TestResults.

NOTES

Since there are variations in all fired ceramic and natural products, tile and trim supplied for your particular installation may not match samples. Final confirmation should be made from actual tiles and trim prior to installation. Manufactured in accordance with ANSI A137.1 standards.

For additional information refer to "Factors to Consider" at: marazzitile.com/Factors.

FEATURES



POST-CONSUMER RECYCLED MATERIALS



PRE-CONSUMER RECYCLED MATERIALS



REVEAL IMAGING®



ZEROT®
Healthy Homes | Healthy Planet

All or select items within this series meet the requirements for these qualifications. For more information visit marazzitile.com.