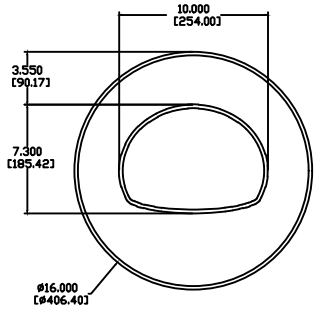
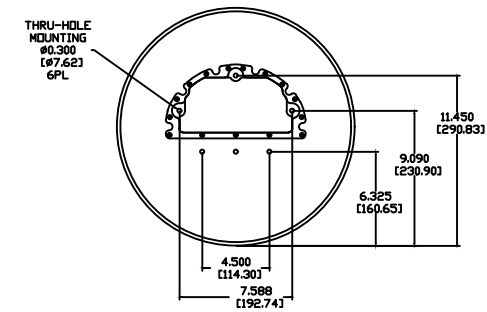


REVISIONS				
ECN	REV.	DESCRIPTION	DATE	APPROVED
	A	RELEASE FOR PRODUCTION	08-06-20	
21039	B	REVISED WITH END CAP GASKET, REVISED BASE	07-27-21	
24012	C	REDUCE GRILLE HEIGHT BY 0.030"	11-21-24	

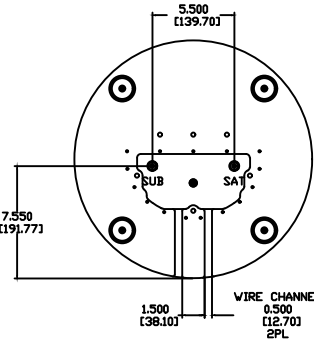
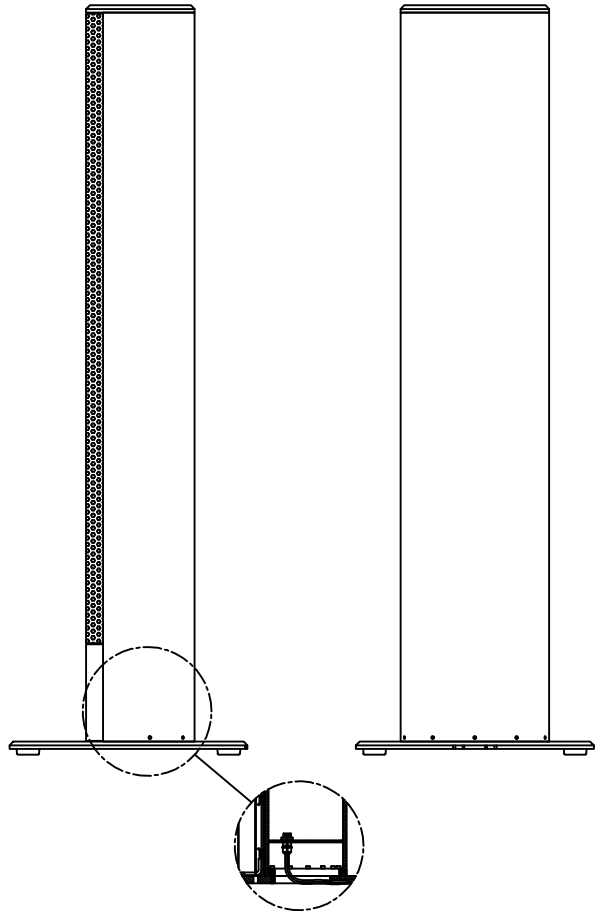
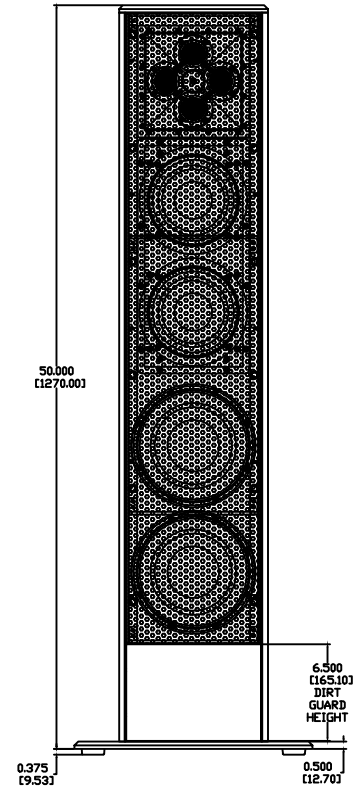


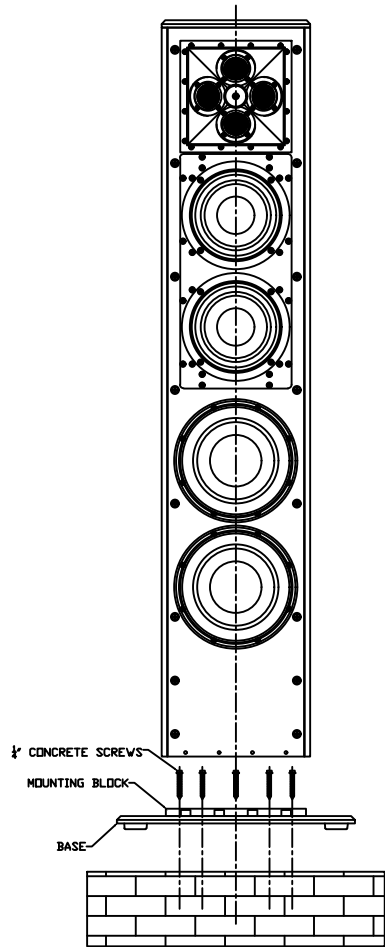


BASE MOUNTING INSTRUCTIONS

1) SLIDE CABINET OVER MOUNTING BLOCK OF BASE

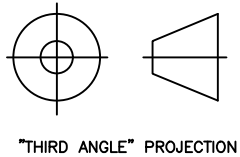
2) LOOSELY TIGHTEN SET SCREWS WHILE MAKING SURE TO KEEP THE CABINET CENTERED ON THE BASE

3) TIGHTEN SCREWS IN A CRISS-CROSS PATTERN



NOTES:

- 1: MATERIAL – BOLLARD EXTRUSION (200227–S3A)
UNLESS OTHERWISE SPECIFIED
- 2: FINISH:
HOUSING, TOP CAP, BASE, GRILLE, DIRT GUARD – TBD
DRIVER RECESS, END CAP, MOUNTING BLOCK, GRILLE FRAME,
DIRT GUARD FRAME, GRILLE FRAME BRACKET – STUDIO BLACK POWDER COAT
UNLESS OTHERWISE SPECIFIED
- 3: MARINE GRADE



"THIRD ANGLE" PROJECTION

PROPRIETARY INFORMATION		JAMES LOUDSPEAKER	
THE DESIGNS, INFORMATION, AND DATA CONTAINED HEREIN ARE PROPRIETARY AND ARE SUBMITTED IN CONFIDENCE, AND SHALL NOT BE DISCLOSED, USED OR DUPLICATED IN WHOLE OR IN PART, FOR ANY PURPOSES WHATSOEVER, WITHOUT THE PRIOR WRITTEN PERMISSION OF JAMES LOUDSPEAKER LLC, 2185 PARK PL, MINDEN, NV 89423. THIS LEGEND SHALL BE MARKED ON ANY REPRODUCTIONS HEREOF IN WHOLE OR IN PART. RECEIPT OF THIS DOCUMENT SHALL BE DEEMED TO BE AN ACCEPTANCE OF THE CONDITIONS SPECIFIED HEREIN.		OT88Q	
		EXTERNAL DIMENSIONS	
		P/N: DT88Q	
		DWR #: 200701–S201	
		REVISED BY: S. LDESCH	
		DRAWN BY: S. LDESCH	
		DATE: 07-01-20	
		APPROVED:	
		DRAFTING APPROVED:	
		SCALE:	
		TOLERANCES: ANG: ± = .5° FRACT. ± = 1/32	
		DECIMALS: .XX ± = .01 .XXX ± = .005	
		REVISION: C	
		SHEET 1 OF 15	