

Features

- HydroRail-R arch shower column designed for new installations or retrofit applications to replace an existing shower arm
- Diverter positioned at the base of the column allows user to easily switch flow between handshower and rainhead
- Slidebar bracket allows you to adjust the height and angle of the handshower
- Full Coverage with Katalyst™ air-induction technology delivers a drenching spray experience, ideal for rinsing shampoo from hair
- MasterClean™ sprayface features an easy-to-clean surface that withstands mineral buildup and maximizes spray performance
- Optimized sprayface for consistent spray coverage
- 1.75 gpm (6.6 lpm) maximum flow rate at 80 psi (5.5 bar)
- Part of the Occasion bathroom faucet and accessory collection
- This product can help a building earn Water Efficiency points in LEED® Green Building Rating System

Material

- HydroRail-R and hose made of premium metal construction
- KOHLER finishes resist corrosion and tarnishing

Technology

- Katalyst® air-induction technology infuses water with air, creating bigger drops for a more powerful spray

Installation

- Shower-only wall-mount installation
- Installs in less than 60 minutes without changes to in-wall plumbing (subject to condition of existing installation)
- Includes an adapter that fits most installations
- May require additional service parts based on installation type (see installation guide for details)
- 1/2" -14 NPT connection

Adapters, Rough-in and Extension Kits

1187917	Range: 0" (0 mm) - 1-3/8" (35 mm)
1194630	Range: 2-7/8" (73 mm) - 4" (102 mm)

Optional Products/Accessories

- K-9660 Vacuum Breaker
- 1194302 Large Escutcheon/Mounting Collar Kit

Included Components

K-27118-G Round two function handshower, 1.75 gpm



Codes/Standards








ASME A112.18.1/CSA B125.1
DOE - Energy Policy Act 1992
EPA WaterSense®
California Energy Commission (CEC)
NOM Standards
NOM 008-CONAGUA

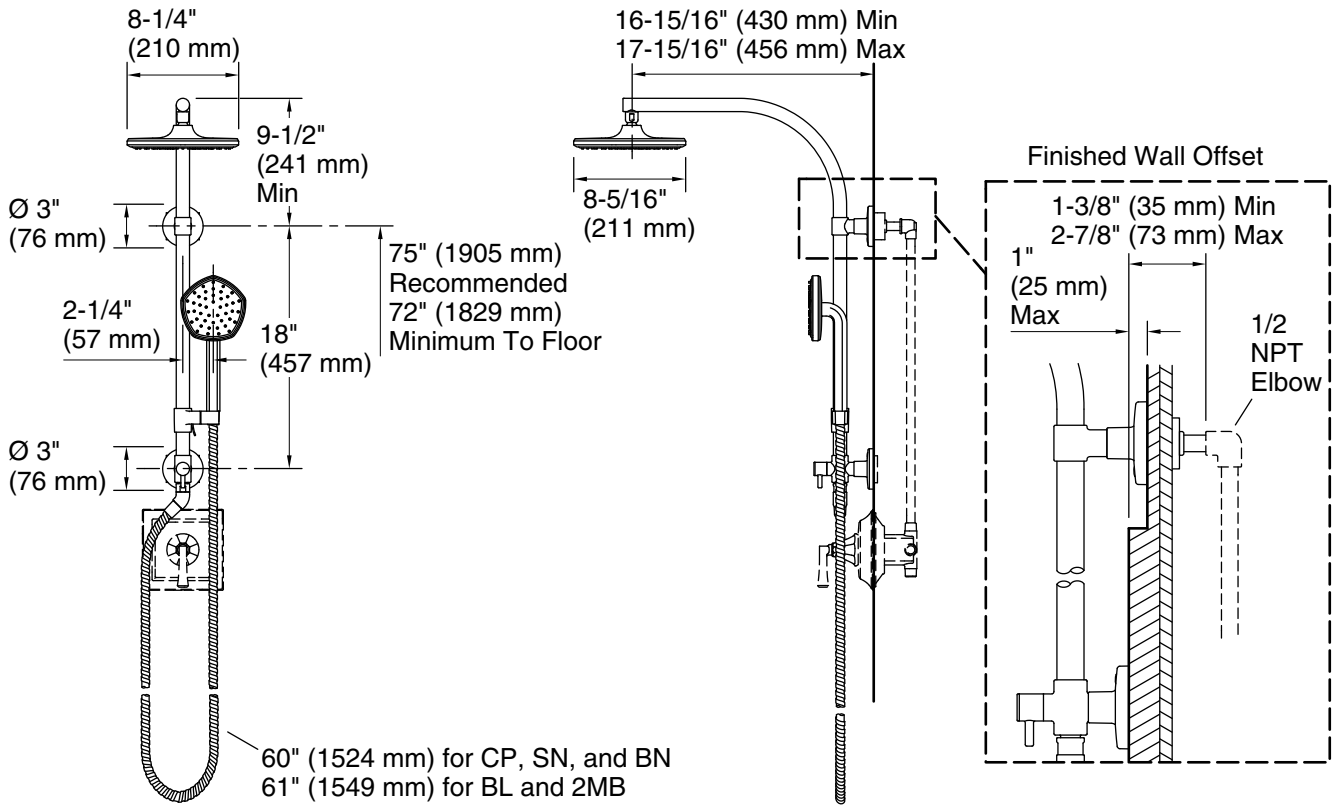
KOHLER® Faucet Lifetime Limited Warranty

See website for detailed warranty information.

Available Colors/Finishes

Color tiles intended for reference only.

Color	Code	Description
	CP	Polished Chrome
	SN	Vibrant® Polished Nickel
	AF	Vibrant® French Gold
	BN	Vibrant® Brushed Nickel
	BV	Vibrant® Brushed Bronze
	BL	Matte Black
	2MB	Vibrant® Brushed Moderne Brass
	TT	Vibrant Titanium



Technical Information

All product dimensions are nominal.

Spout:

Handshower rated max flow: 1.75 gal/min (6.6 l/min)

Shower/Rainhead rated max flow: 1.75 gal/min (6.6 l/min)