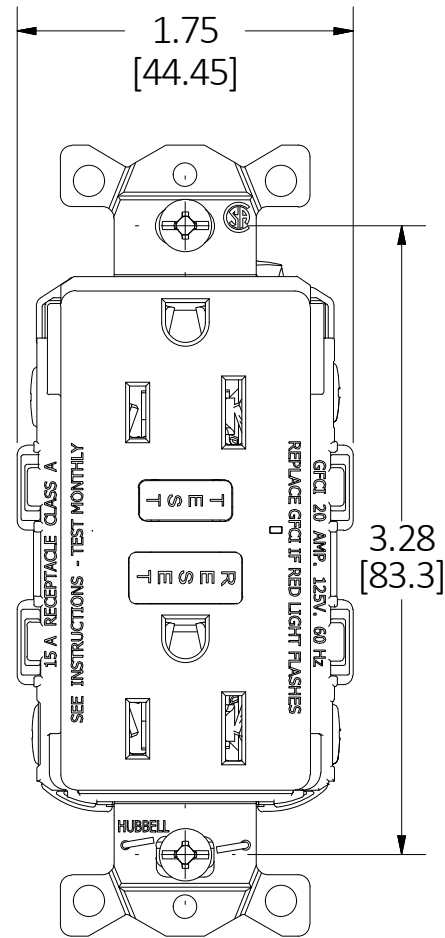
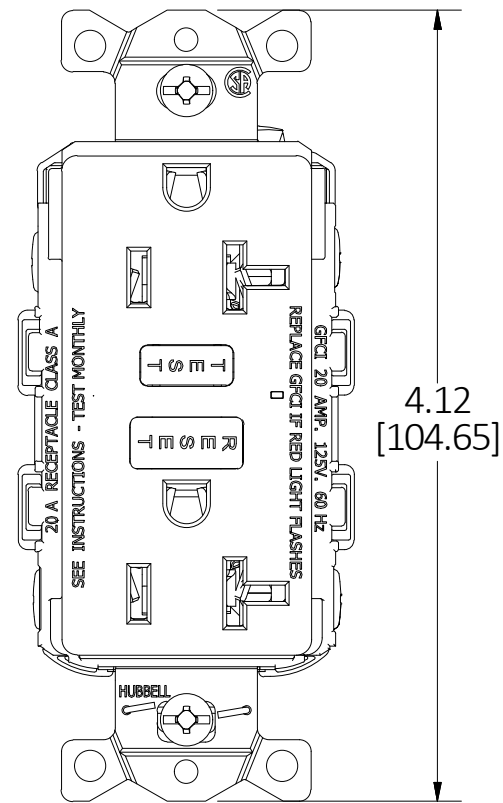


M-13584

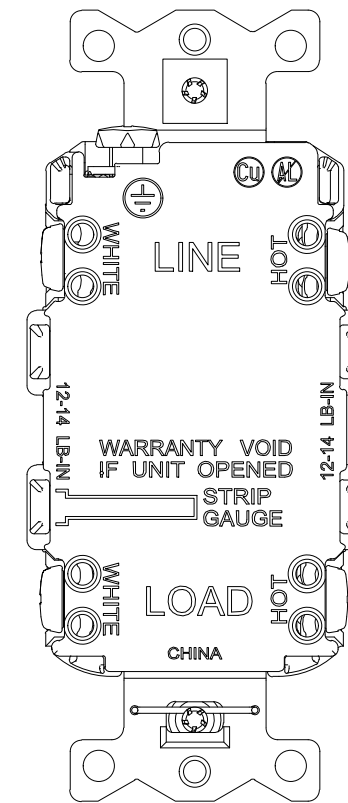
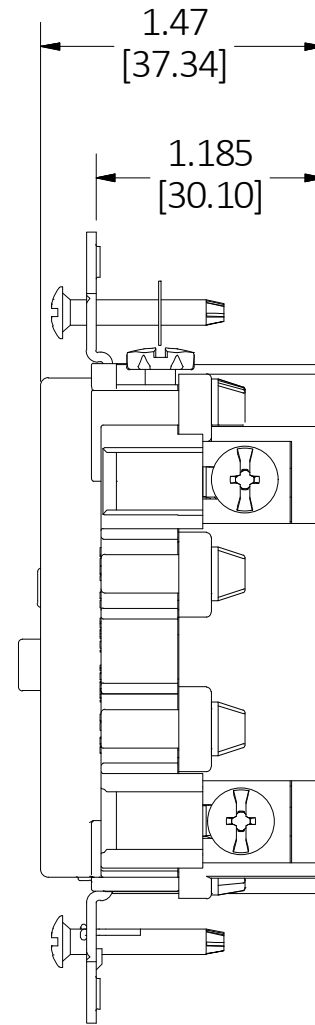
1



TYPICAL 15A DEVICE



TYPICAL 20A DEVICE



BACK MARKINGS  
TYPICAL

LIST OF PARTS		
DESCRIPTION	MATERIAL	FINISH
FACE	ZYTEL 101F	
BRIDGE	STEEL	GALVANIZED
CONTACTS	BRASS	
FACE CONTACTS	BRASS	
CLAMP PLATES	BRASS	
BASE	ZYTEL 101F	
MOUNTING SCREWS	STEEL	ZINC PLATE
HOT BINDING SCREWS	STEEL	BRASS PLATE
NEUT BINDING SCREWS	STEEL	ZINC PLATE

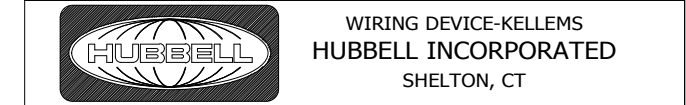
DIMENSION SHEET FOR CAT. NO.

HUBBELL PRO GFCI: 15A & 20A & MID SIZE WALL PLATE							
BROWN	IVORY	WHITE	GRAY	BLACK	RED	LT ALMOND	RATINGS
GF15	GF15I	GF15W	GF15GY	GF15BK	GF15R	GF15LA	15A, 125V
GF20	GF20I	GF20W	GF20GY	GF20BK	GF20R	GF20LA	20A, 125V
GF153	GF15I3	GF15W3	GF15GY3	GF15BK3	GF15R3	GF15LA3	15A, 125V
GF203	GF20I3	GF20W3	GF20GY3	GF20BK3	GF20R3	GF20LA3	20A, 125V
	GF15IMP	GF15WMP				GF15LAMP	15A, 125V
	GF20IMP	GF20WMP				GF20LAMP	20A, 125V

1	INITIAL RELEASE PER DCIN22636	Kp	10/03/2016
REV	DESCRIPTION	APP	DATE

THE DESIGN AND DIMENSIONS OF THE PRODUCT SHOWN ON THIS DRAWING ARE SUBJECT TO CHANGE WITHOUT NOTICE. DIMENSIONS ARE IN INCHES [mm].

TITLE  
HUBBELL PRO SELF TEST GFCI



TOLERANCES UNLESS OTHERWISE SPECIFIED .XX = ± .01 .XXX = ± .005 ANGLE TOL. ±2'	DR. BY Kpadro	SCALE 1 : 1
	CHK. BY Kp	DATE 10/3/2016

**B**

**M-13584**

**1**