



Sloan® Manual Flushometer

SLOAN WES 111-1.6-CP

Product description

1.6 gpf, Dual-Filtered Fixed Bypass Diaphragm, Polished Chrome Finish, Fixture Connection Top Spud, Dual Flush, Sloan® Exposed Manual Water Closet Flushometer.

Compliances & Certifications







(ADA Compliant, BAA Compliant, cUPC Certified, EPD, IAPMO, Made in USA, WELL Building Standard)

Code 3760005

Finish

-  Polished Chrome (CP)

Downloads

-  [UPPERCUT Installation Instructions.pdf](#)
-  [Control Stop Repair and Maintenance Guide.pdf](#)
-  [Flush Connections Flanges Repair and Maintenance Guide.pdf](#)
-  [Additional Downloads](#)

Videos

-  [Sloan - Company Overview](#)

Details

- Flush Volume: 1.6 gpf (6.0 lpf)
- Finish: Polished Chrome (CP)
- Valve: Diaphragm
- Bypass: Dual-Filtered Fixed Bypass Diaphragm
- Valve Body Material: Semi-red Brass
- Fixture Type: Water Closet
- Fixture Connection: Top Spud
- Rough-in Dimension: 11.5" (292mm)
- Spud Coupling: 1.5" (38mm)
- Supply Pipe: 1" (25mm)

Features

- High chloramine resistant PERMEX[®] synthetic rubber diaphragm with Linear Filtered Bypass and Vortex Cleansing Action
- Valve body, Cover, Tailpiece and Control Stop shall be in compliance with ASTM Alloy Classification for Semi-Red Brass
- Valve shall be in compliance to the applicable sections of ASSE 1037

Recommended specifications

Valve Body, Cover, Tailpiece and Control Stop shall be in conformance with ASTM Alloy Classification for Semi-Red Brass. Valve shall be in compliance with the applicable sections of ASSE 1037 and ANSI/ASME 112.19.2.

Valve Operating Pressure (Flowing)

15-80 psi (103 - 552 kPa). Specific fixtures may require greater minimum flowing pressure - consult manufacturer requirements.

Warranty

[View Warranty Information](#)

Notes

All information contained within this document subject to change without notice.

Looking for other variations of the SLOAN WES 111 product?

[View the general spec sheet with all options.](#)

[Find a compatible urinal](#) for this flushometer.

[Find a compatible water closet](#) for this flushometer.

