

TANE-66 WG

OVERHEAD DOOR CONTACTS

Track Mount Overhead Door Commercial Type



Contact Size: 2.76"Lx3.15"Wx1.57"H

(70mmx80mmx40mm)

Standard Magnet Size: 3.54"Lx3.1"Wx1.57"H

(90mmx78.8mmx40mm)

Standard Gap: 2.5"(64mm)

Colors: Aluminum

18"(458mm) Armor Leads Standard

36"(915mm) Armor Leads Available

Specifications

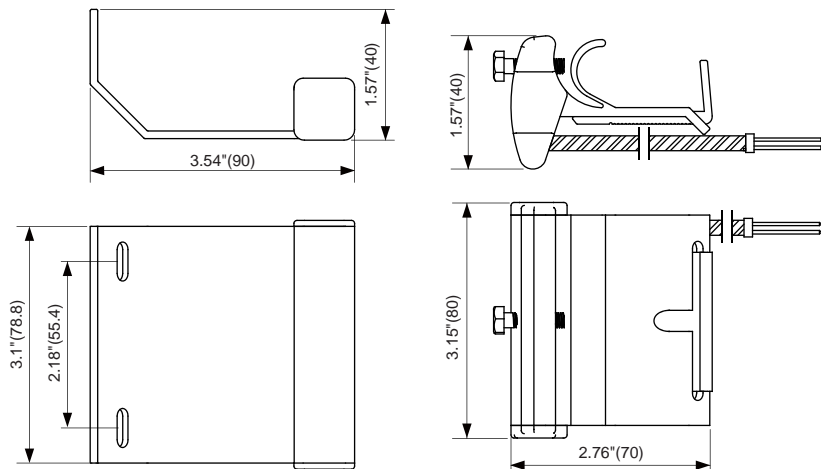
Part Number	Gap Inch(mm)	Loop Open/Closed	Reed Form	Max. Contact Rating (W)	Max. Initial Contact Resistance (mΩ)	Max. Switching Voltage (V)	Max. Switching Current (A)
TANE-66 WG	2.5"(64)	CLOSED	Normally Open	10	100	AC110/DC100	0.5
TANE-67 WG	2.2"(55)	OPEN	Normally Closed	3	100	AC30/DC30	0.2
TANE-68 WG	2.2"(55)	SPDT	SPDT	3	100	AC30/DC30	0.2

OPERATING TEMPERATURE:-40°C to +60°C

Outline Dimensions

Unit: inch(mm)

TANE-66 WG/TANE-67 WG



The Best Guarantee Since 1984 : \$50-1

TANE ALARM PRODUCTS

906 JERICHO TURNPIKE, NEW HYDE PARK, NY 11040

Tel: 800-852-5050 • 516-328-3351 • Fax: 516-326-9125

www.tanealarm.com • E-MAIL: info@tanealarm.com

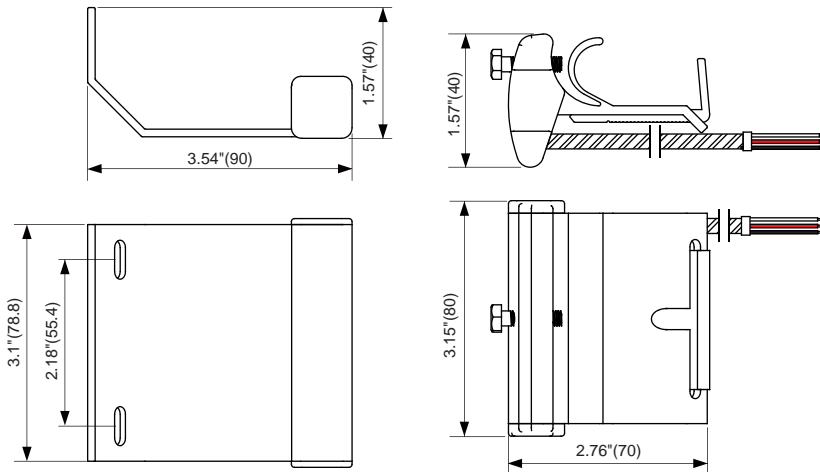
TANE-66 WG

OVERHEAD DOOR CONTACTS

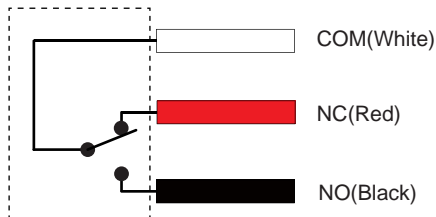
Outline Dimensions

Unit: inch(mm)

TANE-68 WG



TANE-68 WG Wiring Diagram



The Best Guarantee Since 1984 : \$50-1

TANE ALARM PRODUCTS

906 JERICHO TURNPIKE, NEW HYDE PARK, NY 11040

Tel: 800-852-5050 • 516-328-3351 • Fax: 516-326-9125

www.tanealarm.com • E-MAIL: info@tanealarm.com