







**ITEM:** 1923NB-1 QUEEN UPH HEADBOARD  
 1923NB-2 QN UPH FOOTBOARD & SLATS  
 1923-3 QUEEN / EK SIDE RAILS

Thank you for purchasing this quality product. Be sure to check all packing material carefully for small parts which may have come loose inside the carton during shipment. Identify and count all parts and compare with the Parts List below.


**!** For items use on wooden floor, hard surfaces or carpets, it is recommended to Install protective pads under all legs and supports to avoid/ prevent from damages/ scratches and discoloration.

**!** Pour les articles Utilisés sur un plancher en bois, des surfaces dures ou tapis, il est recommandé d'installer des mordaches de protection sous tous les jambes et prend en charge pour éviter/empêcher de dommages/rayures et la décoloration.

**HARDWARE LIST OF 1923NB-1**

NO.	DRAWING	DESCRIPTION	QTY
A		Φ5/16"-18x1-3/4"Bolt	8Pcs
B		Φ5/16"*11/32*11/16*1/16Lock Washer	8Pcs
C		Φ5/16"*3/4"*1/9" Flat Washer	8Pcs
D		Φ5/16" Allen Key	1Pc





**HARDWARE LIST OF 1923NB-2**

NO.	DRAWING	DESCRIPTION	QTY
E		Φ5/16"-18 x 1" Screw	8PCS

**COMPONENT LIST**

	COMPONENT LIST	
1	HEADBOARD	1Pc
2	HEADBOARD LSF LEG	1Pc
3	HEADBOARD RSF LEG	1Pc
4	HEADBOARD BOTTOM RAIL	1Pc
5	FOOTBOARD	1Pc
6	SIDE RAIL	2Pcs
7	SLAT	4Pcs
8	SUPPORT LEG	4Pcs

**HARDWARE LIST OF 1923-3**

NO.	DRAWING	DESCRIPTION	QTY
F		Φ5/16"-18x3-1/2"Hanger Bolt	8Pcs
G		Φ5/16" - Arc Washer	8Pcs
H		Φ5/16"*11/32*11/16*1/16Nut * L17	8Pcs
I		Φ5/16" Open Wrench	1Pc



**ITEM:** 1923NB-1 QUEEN UPH HEADBOARD  
 1923NB-2 QN UPH FOOTBOARD & SLATS  
 1923-3 QUEEN / EK SIDE RAILS

Thank you for purchasing this quality product. Be sure to check all packing material carefully for small parts which may have come loose inside the carton during shipment. Identify and count all parts and compare with the Parts List below.

**!** For items use on wooden floor, hard surfaces or carpets, it is recommended to install protective pads under all legs and supports to avoid/ prevent from damages/ scratches and discoloration.

**!** Pour les articles Utilisés sur un plancher en bois, des surfaces dures ou tapis, il est recommandé d'installer des mordaches de protection sous tous les jambes et prend en charge pour évitêr/empêcher de dommages/rayures et la décoloration.

