







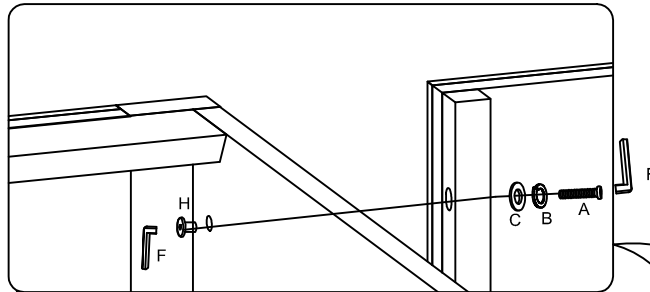

HEKMAN

ASSEMBLY INSTRUCTIONS

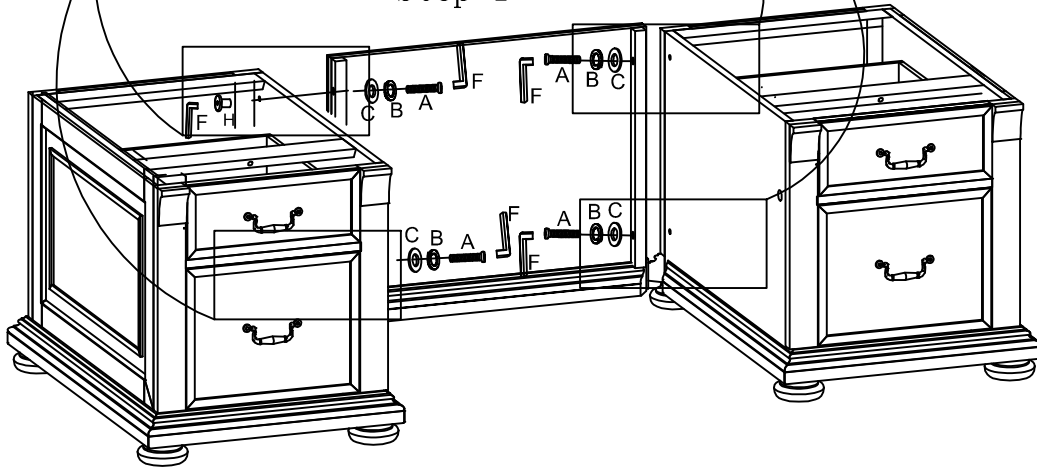
79300-Executive Desk

A HOWARD MILLER COMPANY

A		M8*32mm	4 Pcs
B		5/16	6 Pcs
C		5/16*19	6 Pcs
F		4mm*80mm	2Pcs
K		Key	4 Pcs
H			4 pcs
D		5/16 * 4"	2 Pcs



Step 1



Step 1: Assemble the left and right bases and the center panel with Bolt (A) (H), Lock Washer (B) and Washer (C) using wrench (F)

MADE IN VIETNAM