



bestchoiceproducts



# INSTRUCTION MANUAL

---

## Wooden Porch Swing

## ! NOTICE

Please retain these instructions for future reference.

- Please do not exceed the weight limitations of this item.
- Do not sit more than 2 people on this item at a time.
- Do not stand on or use any part of this item as a step ladder.
- Firmly secure all bolts, screws and knobs before use.
- Reconfirm that all bolts, screws, and knobs are secure every 90 days.
- Fasten screws loosely during initial assembly. Do not firmly tighten the screws until the item is completely assembled.
- Do not use or store this item in the proximity of open flame or flammable/combustible chemicals.
- Be aware that some parts are heavy and have sharp edges.
- If any parts are missing, broken, damaged, or worn, stop using this product until repairs are made and/or factory replacement parts are installed.
- Do not use this item in a way inconsistent with the manufacturer's instructions as this could void the product warranty.

## TOOLS REQUIRED



XX LBS  
CAPACITY



2 PERSON  
ASSEMBLY



APPROXIMATELY  
30 MIN.  
ASSEMBLY

## HARDWARE

1

M7 x 70mm  
SCREW



6 PCS

2

M6 x 35mm  
SCREW



4 PCS

3

M4 x 35mm  
SCREW



4 PCS

4

M8 NUT



2 PCS

5

M8.5 WASHER



6 PCS

6

CHAIN

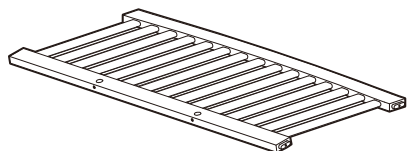


2 PCS

## PARTS

**A**

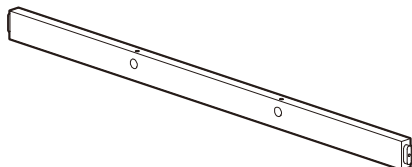
BACKREST



1 PC

**B**

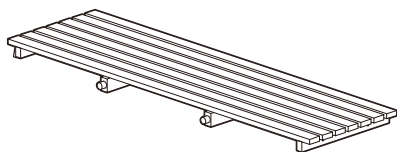
SUPPORT



1 PC

**C**

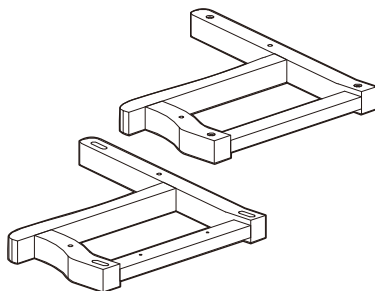
SEAT



1 PC

**D**

ARMRESTS

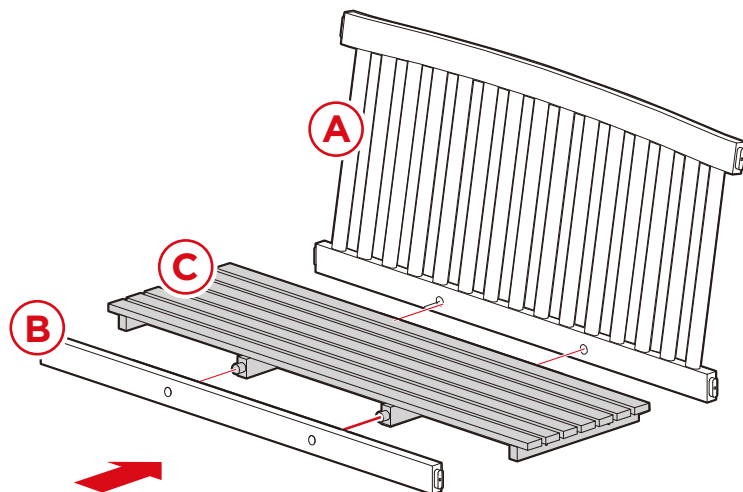


1 SET

## PRODUCT ASSEMBLY

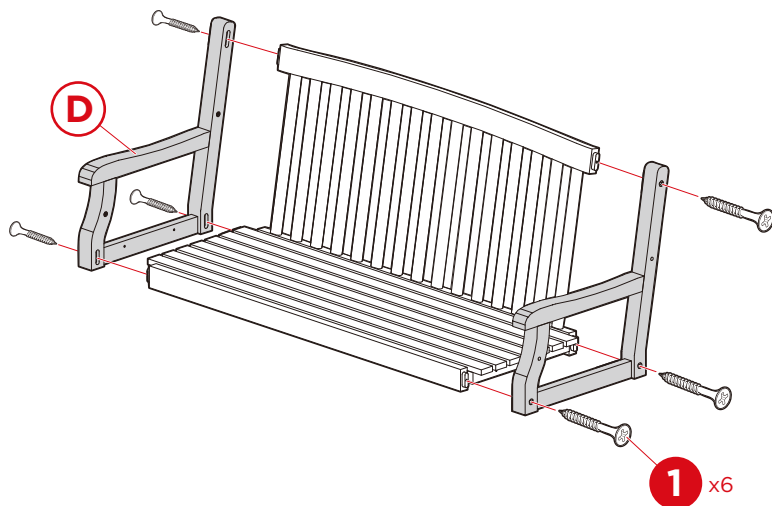
1

Press the part A backrest and part B support into the part C seat.



2

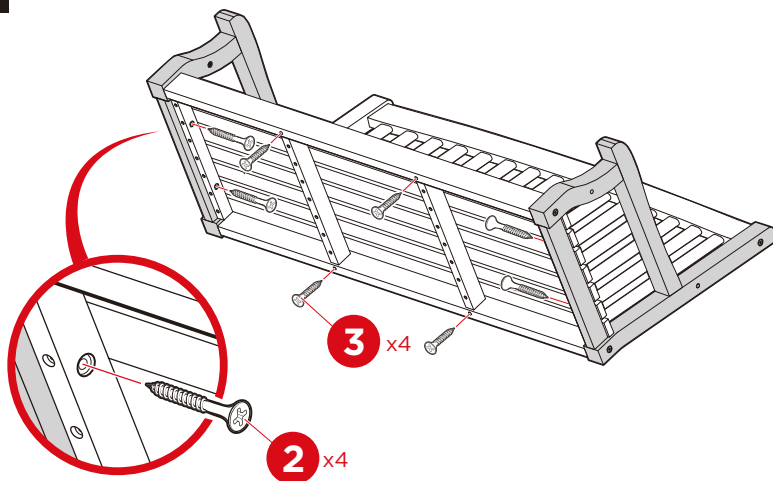
Attach the part D armrest set with six part 1 screws, three screws per armrest.



## PRODUCT ASSEMBLY

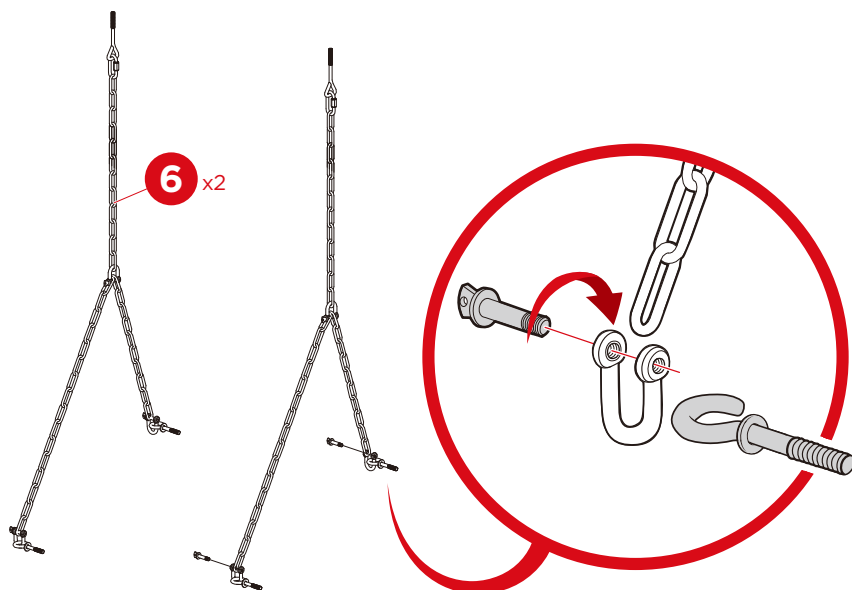
**3**

Secure the armrests with four part 2 screws and four part 3 screws.



**4**

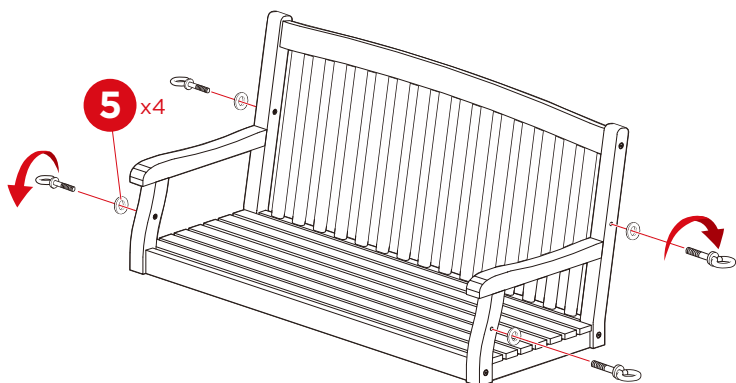
Unscrew four screws from the two part 6 chains. Remove four chain links and four hook bolts



## PRODUCT ASSEMBLY

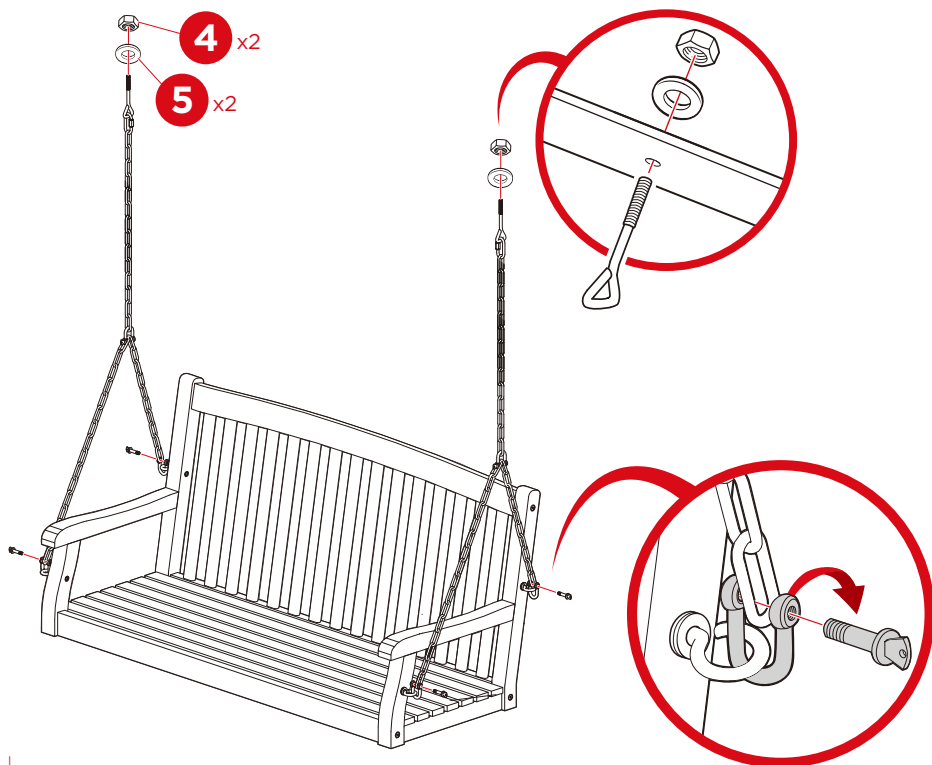
5

Screw the hook bolts and four part 5 washers into the designated holes on the sides of the swing.



6

Hook the chain links onto the hook bolts and replace the four screws to attach the chains. Hang the swing by the chains in your desired location with two part 5 washers and two part 4 nuts.



Earn points while you shop. Join today!

# bestchoiceproducts **rewards**

**Join | Earn | Redeem**

Give your friends 15% off their first order! For each successful referral you'll receive 100 points.

[bestchoiceproducts.com](https://bestchoiceproducts.com)



# HELP CENTER



Question about your product? We're here to help. Visit us at:

[help.bestchoiceproducts.com](http://help.bestchoiceproducts.com)



Chat Support



Product Inquiry



Orders FAQ



Product Assembly



Returns & Refunds

## PRODUCT WARRANTY INFORMATION

All items can be returned for any reason within 60 days of the receipt and will receive a full refund as long as the item is returned in its original product packaging and all accessories from its original shipment are included. All returned items will receive a full refund back to the original payment method. All returned items will not be charged a re-stocking fee.

All returned items require an RA (Return Authorization) number, which can only be provided by a Best Choice Products Customer Service Representative when the return request is submitted. Items received without an RA may not be accepted or may increase your return processing time. Once an item has been received by Best Choice Products, refunds or replacements will be processed within 5 business days.

All returns must be shipped back to the Best Choice Products Return Center at the customer's expense. If the reason for return is a result of an error by Best Choice Products then Best Choice Products will provide a pre-paid shipping label via email. Boxes for return shipping will not be provided by Best Choice Products, and is the customer's responsibility to either use the original shipping boxes or purchase new boxes.

Pictures may be required for some returns to ensure an item is not damaged prior to its return. Items returned are not considered undamaged until they are received by Best Choice Products and verified as such. All damages to items are the customer's responsibility until the item has been received by and acknowledge by Best Choice Products as undamaged.



## WARNING

Manufacturer and seller expressly disclaim any and all liability for personal injury, property damage or loss, whether direct, indirect, or incidental, resulting from the incorrect attachment, improper use, inadequate maintenance, or neglect of this product.