



Optima® Sensor Faucet

EAF-275-SOL-CP-0.35GPM-MLM-IQ-FCT

Product description

Solar Power Supply, Mixer Not Included, Polished Chrome Finish, 0.35 gpm, Multi-Laminar Spray, Infrared Sensor, Optima® Solar-Powered Deck-Mounted Mid Body Faucet.

Compliances & Certifications










(ADA Compliant, ASME A112.18.1 Compliant, BREEAM Materials Credit, BREEAM Water Credit, CalGreen Compliant, CEC Compliant, EPD, Green Globes Credit, Green Globes Water, HPD, LEED Credit, LEED HPD, LEED Water, NSF-61/CAN-61, NYC604.4, Proposition 65, Satisfies LEED Credits, TAS, WELL Building Standard)

Code 3335152

Finish

-  Polished Chrome (CP)

Downloads

-  [EAF 200_225_250_275 Installation Instructions.pdf](#)
-  [EAF 200_225_250_275 \(SP\) Installation Instructions.pdf](#)
-  [Faucet Spray Heads Maintenance Guide.pdf](#)
-  [Optima Plus EAF 275 Repair and Maintenance Guide.pdf](#)
-  [Faucet and Soap Dispenser Brochure.pdf](#)
-  [Faucets Brochure \(Spanish\).pdf](#)
-  [Additional Downloads](#)

Videos

-  [PVD Special Finishes](#)

Details

- Flow Rate: 0.35 gpm (1.3 Lpm) (0.35GPM)
- Spray Type: Multi-Laminar (MLM)
- Sensor Type: Infrared
- Mounting Type: Single Hole
- Power Supply: Solar (SOL)
- Temperature Mixer: Mixer Not Included
- Finish: Polished Chrome (CP)
- Factory Default Timeout: 30s
- Factory Default GPC: 0.175 gpc

Features

Commercial Grade, ADA Compliant, Electronic, Sensor-Activated, Die-Cast Metal Hand Washing Faucet with the following features:

- Double Infrared Sensors with Automatic Setting Feature
- Automatic Self-adapting Sensor Technology
- Solar Powered
- Magnetic Solenoid Valve
- Water Supply Connection with Flexible High-pressure Hose and Strainer
- Appropriate Mounting Hardware included
- Includes 6 VDC Lithium Battery Back-up Power Source
- 3 year limited warranty
- Chrome plated finish
- 0.35GPM flow pattern Rate with multi-laminar flow pattern
- Battery powered with 2 CRP-2 Lithium batteries included

Electrical specifications

- Battery Life: 3 years 8,000 cycles/month
- Optional power harvesting significantly extends service life
- Sensor Range: 4"-5" (102-127 mm)
- Timeout Adjustment Setting: 30 Seconds

Warranty

[View Warranty Information](#)

Notes

All information contained within this document subject to change without notice.

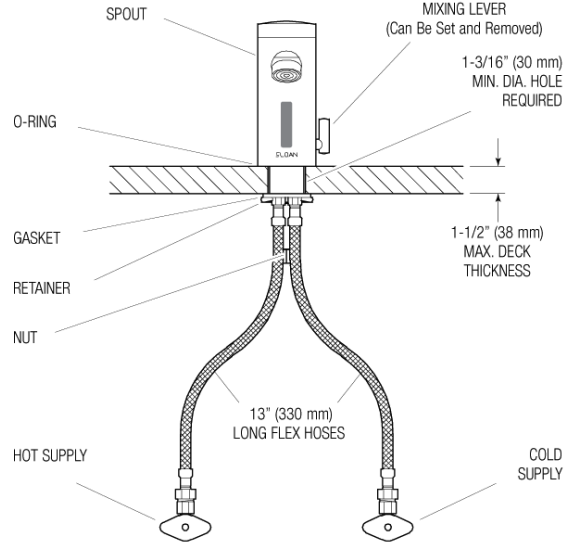
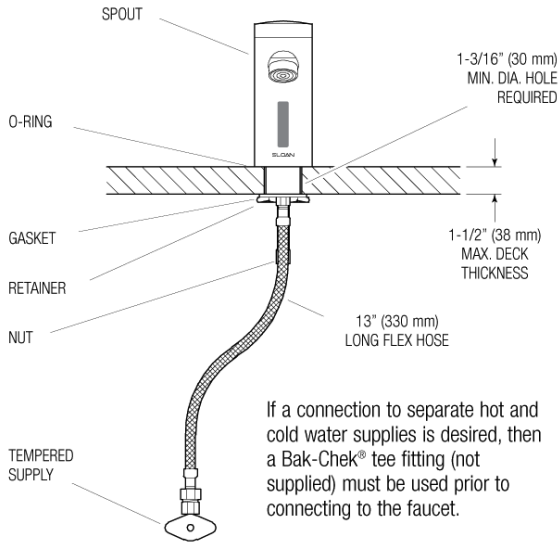
Looking for other variations of the EAF-275 product? [View the general spec sheet with all options.](#)

[Find a matching soap dispenser](#) for this faucet.

[Find a compatible sink](#) for this faucet

EAF-275
Faucet with Single Line Water Supply

EAF-275-ISM
Faucet with Hot and Cold Water Supply



When the EAF faucet is installed on a sink that has three (3) hole punchings, a Trim Plate should be used. **Trim Plates must be specified and ordered separately:**

ETF-312-A
Trim Plate for 4" (102 mm)
Centerset Sink

ETF-510-A
Trim Plate for 8" (203 mm)
Centerset Sink

