



**Use Color Tiles to build each array.
Write the multiplication sentence for each array.**

1.




___ rows of ___ tiles

2.



___ rows of ___ tiles

3.



___ rows of ___ tiles

**Build each array using Color Tiles. Then sketch the model below.
Write each multiplication sentence.**

4. 2 rows of 9 tiles

5. 7 rows of 4 tiles

6. 5 rows of 6 tiles

Find the answer to each multiplication problem.

7. $8 \times 5 =$ _____

8. $2 \times 7 =$ _____

9. $4 \times 4 =$ _____

10. $6 \times 3 =$ _____

11. $3 \times 5 =$ _____

12. $7 \times 6 =$ _____


Name _____

Challenge! Which two problems from the previous page can be used to demonstrate the Commutative Property of Multiplication? Model the arrays that show both multiplication expressions.

© ETA hand2mind™



Use Two-Color Counters to build the multiples of 5 shown. Write the multiplication fact for each multiple of 5 modeled by the darker counters.



$$\underline{\quad} \times \underline{\quad} = \underline{\quad}$$

$$\underline{\quad} \times \underline{\quad} = \underline{\quad}$$

$$\underline{\quad} \times \underline{\quad} = \underline{\quad}$$

$$\underline{\quad} \times \underline{\quad} = \underline{\quad}$$

Build each multiplication fact using Two-Color Counters. Then sketch the model and use a Hundred Chart to find the next two multiples of 5.

2. $4 \times 5 = 20$

$$\underline{\quad} \times \underline{\quad} = \underline{\quad}$$

$$\underline{\quad} \times \underline{\quad} = \underline{\quad}$$

3. $8 \times 5 = 40$

$$\underline{\quad} \times \underline{\quad} = \underline{\quad}$$

$$\underline{\quad} \times \underline{\quad} = \underline{\quad}$$

Write the next four multiples of 5.

4. $2 \times 5 = 10$

$$\underline{\quad} \times \underline{\quad} = \underline{\quad}$$

$$\underline{\quad} \times \underline{\quad} = \underline{\quad}$$

$$\underline{\quad} \times \underline{\quad} = \underline{\quad}$$

$$\underline{\quad} \times \underline{\quad} = \underline{\quad}$$

5. $5 \times 5 = 25$

$$\underline{\quad} \times \underline{\quad} = \underline{\quad}$$

$$\underline{\quad} \times \underline{\quad} = \underline{\quad}$$

$$\underline{\quad} \times \underline{\quad} = \underline{\quad}$$

$$\underline{\quad} \times \underline{\quad} = \underline{\quad}$$

6. $7 \times 5 = 35$

$$\underline{\quad} \times \underline{\quad} = \underline{\quad}$$

$$\underline{\quad} \times \underline{\quad} = \underline{\quad}$$

$$\underline{\quad} \times \underline{\quad} = \underline{\quad}$$

$$\underline{\quad} \times \underline{\quad} = \underline{\quad}$$


Name _____

Challenge! When you use Two-Color Counters and a Hundred Chart to find all the multiples of 5 less than or equal to 100, how many numbers do you color? Describe the pattern of the colored numbers.

© ETA hand2mind™




Use Two-Color Counters to build each array. Rearrange the counters into groups of the size shown. Complete each division sentence.



put into groups of

_____ ÷ _____ = _____



put into groups of

_____ ÷ _____ = _____

Build each array using Two-Color Counters. Group the counters to be able to complete each division sentence.

3. 45 into 9 groups

4. 32 into 4 groups

5. 30 into 6 groups

45 ÷ _____ = _____

32 ÷ _____ = _____

30 ÷ _____ = _____

Write each division sentence. Write a related multiplication sentence.

6. 15 into 3 groups

7. 28 into 7 groups

8. 20 into 2 groups

15 ÷ _____ = _____

28 ÷ _____ = _____

20 ÷ _____ = _____

_____ × _____ = 15

_____ × _____ = 28

_____ × _____ = 20

9. 35 into 5 groups

10. 48 into 8 groups

11. 81 into 9 groups

35 ÷ _____ = _____

48 ÷ _____ = _____

81 ÷ _____ = _____

_____ × _____ = 35

_____ × _____ = 48


_____ × _____ = 81

Name _____


Challenge! Problem 2 shows three rows of 8 Two-Color Counters for a total of 24 counters. Write a fact family for the model shown. Write a fact family for the model you create from the 24 counters. Explain how the number 24 can have two different fact families.

© ETA hand2mind™

Use Centimeter Cubes to match the set shown. Divide the set into equal groups of the given size. Write a number sentence to show the quotient.



Divide into groups of 9.



Divide into groups of 8.

Using Centimeter Cubes, model the division problem. Sketch the model. Write a number sentence for the model.

3. 39 cubes into 13 groups

Write a number sentence for each quotient.

4. 81 cubes into 9 groups

5. 77 cubes into 11 groups

6. 70 cubes into 14 groups

7. 63 cubes into 7 groups

8. 96 cubes into 8 groups

9. 75 cubes into 15 groups



Name _____

Challenge! For Problems 7–9, write a different division sentence using the same numbers and the same quotient. Choose one and draw a picture to support your sentence.

© ETA hand2mind™

Use Centimeter Cubes and index cards to model the division problem. Divide the cubes equally among the index cards. Write the quotient.


1.



$76 \div 19 = \underline{\hspace{2cm}}$


Using Centimeter Cubes and index cards, model each division. Sketch the cubes on the cards shown below. Write the division sentence.

2. 51 cubes



$51 \div 17 = \underline{\hspace{2cm}}$

3. 84 cubes



$84 \div 14 = \underline{\hspace{2cm}}$

Find each quotient.

4. $75 \div 15 = \underline{\hspace{2cm}}$

5. $72 \div 12 = \underline{\hspace{2cm}}$

6. $80 \div 16 = \underline{\hspace{2cm}}$

7. $105 \div 15 = \underline{\hspace{2cm}}$

8. $162 \div 18 = \underline{\hspace{2cm}}$

9. $91 \div 13 = \underline{\hspace{2cm}}$


Name _____

Challenge! When you use Centimeters Cubes and index cards to model division, do the cubes or the index cards represent the dividend? What represents the quotient? Explain your answers.


© ETA hand2mind™



Use Color Tiles to model each array. Complete the multiplication sentence. Write a related division sentence.



$3 \times \underline{\hspace{2cm}} = 24$



$6 \times \underline{\hspace{2cm}} = 30$

Using Color Tiles, model an array for each number sentence. Sketch the model. Complete the multiplication sentence. Write a related division sentence.

3. $8 \times \underline{\hspace{2cm}} = 48$

4. $5 \times \underline{\hspace{2cm}} = 20$

Complete each multiplication sentence. Write a related division sentence.

5. $7 \times \underline{\hspace{2cm}} = 42$

6. $4 \times \underline{\hspace{2cm}} = 36$

7. $8 \times \underline{\hspace{2cm}} = 40$

8. $7 \times \underline{\hspace{2cm}} = 56$


Name _____


Challenge! Write another division sentence for Problem 1. Describe the model for this division sentence. Write the other two sentences in this fact family.

© ETA hand2mind™

Use Two-Color Counters to build each model. Write number sentences that show the Commutative Property of Multiplication.

1.





Using Two-Color Counters, model the Commutative Property of Multiplication for each pair of factors. Sketch the models. Write both number sentences.

2. 4, 8

3. 3, 7

Write two number sentences using each pair of factors that show the Commutative Property of Multiplication.

4. 2, 8

5. 5, 9

6. 6, 7

7. 3, 1

8. 8, 3

9. 6, 9


Name _____


Challenge! Problems 1 and 8 both have products of 24. Use 24 Two-Color Counters to find another pair of factors for 24. Describe your model. Write two multiplication sentences for your model that show the Commutative Property of Multiplication.

© ETA hand2mind™

Use Two-Color Counters to build each model. Write two number sentences that show the Associative Property of Multiplication.

1.





Using Two-Color Counters, model the Associative Property of Multiplication for each set of factors. Sketch the models. Write number sentences for both models.

2. 3, 5, 6

Write two number sentences for each set of factors that show the Associative Property of Multiplication.

3. 2, 3, 5

4. 2, 4, 5

5. 3, 6, 8


Name _____

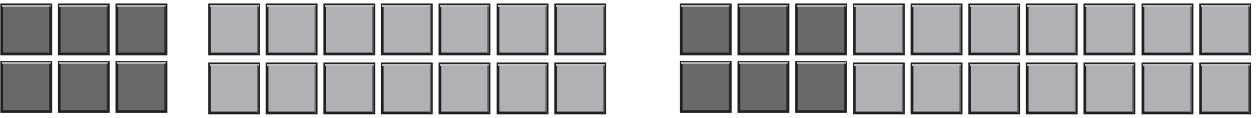
Challenge! In Problem 4, one way that you can associate the numbers makes the problem simpler because you get a multiple of 10 multiplied by a single-digit number. In what other problem on the previous page can you use the Associative Property to get a multiple of 10 times a single-digit number? Write the number sentence showing the association.

© ETA hand2mind™



Use Color Tiles to model each array. Write the multiplication expression for each array. Then write the Distributive Property sentence modeled by the arrays.

1. 

2. 

Using Color Tiles, model arrays to show the Distributive Property. Sketch the models. Write the sentence modeled.

3. $(3 \times 3) + (3 \times 4)$

4. $(5 \times 2) + (5 \times 7)$

Write a number sentence for the total using the Distributive Property. Then find the total.

5. $(2 \times 4) + (2 \times 6)$

6. $(3 \times 8) + (3 \times 1)$

7. $(4 \times 3) + (4 \times 7)$

8. $(6 \times 2) + (6 \times 3)$

Name _____

Challenge! Problems 1 and 6 both simplify to 27. Explain how this can be correct even though the problems have different numbers being multiplied. Draw pictures to help.

© ETA hand2mind™